



































2012 HARN ADMISSIONS CHART

School	Top 9%	Top 10%	Top 15%	Top 25%	2ND QTR	3RD QTR	4TH QTR	NON-RANKING	Notes
 UTA-050911	Auto Admit*	See Notes	See Notes	See Notes	See Notes	See Notes	See Notes	See Notes	**High school administrators and students will be notified in September of their junior year what class rank is needed for automatic admission to UT Austin. For the graduating class of 2012, students in the top 9% with a complete application by the admissions deadline are eligible for automatic admission in the freshman class, but are reviewed holistically for their major. All students outside of the top 9% are reviewed holistically for admission and major selection".
 TAMU-050911	Auto Admit	Auto Admit	30 ACT COMP OR 1300 SAT CR+M	30 ACT COMP OR 1300 SAT CR+M	HOLISTIC REVIEW	HOLISTIC REVIEW	HOLISTIC REVIEW	See Notes	Students from non-ranking schools and home schooled students are assigned a rank and may be eligible for automatic academic admission.
 UTD-050911	Auto Admit	Auto Admit	Auto Admit	26 ACT COMP OR 1200 SAT CR+ M	26 ACT COMP OR 1200 SAT CR+ M	26 ACT COMP OR 1200 SAT CR+ M	26 ACT COMP OR 1200 SAT CR+ M	26 ACT COMP OR 1200 SAT CR+ M	Students admitted by March 31st, 2012 are automatically reviewed for our Fall 2012 Academic Excellence Scholarship Awards. No Scholarship application is required. Average Test Scores: 28 ACT Comp & 1255 SAT Score (CR+M) out of 1600. Visit web site: http://oue.utdallas.edu/aes/
 TECH-052511	Auto Admit	Auto Admit	28 ACT COMP OR 1230 SAT CR+M	28 ACT COMP OR 1230 SAT CR+M	28 ACT COMP OR 1230 SAT CR+M	29 ACT COMP OR 1270 SAT CR+M	Application Review	HOLISTIC REVIEW	Students who do not meet our automatic admission requirements will go through our holistic review process. If students fall under the review process, it is strongly recommended that students submit one essay from Topic A, B, or C and up to 3 letters of recommendation.
 UTAR-051211	Auto Admit	Auto Admit	Auto Admit	Auto Admit	22 ACT COMP OR 1050 SAT CR+M	Individual Review	Individual Review	Individual Review	
 UH-051111	Auto Admit	Auto Admit	Auto Admit until Dec. 1st	See Comments/Remar ks	See Comments/Remar ks	See Comments/Remar ks	See Comments/Remar ks	See Comments/Remarks	Admissions Requirements -Before December 1st:Top 15% Auto-Admit, 16%-25% - 1000(CR+M) SAT or 21 ACT, 26%-50% - 1100(CR+M) SAT or 24 ACT, All others will be individually reviewed. After December 1st:Top 10% - Auto Admit, 11%-25% - 1000(CR+M) SAT or 21 ACT, 26%-50% - 1100(CR+M) SAT or 24 ACT, All others will be individually reviewed. http://www.uh.edu/admissions/undergraduate/apply-freshman/admissions-criteria/index.php#Admissions
 TWU-	Auto Admit	Auto Admit	Auto Admit	Auto Admit	21 ACT COMP OR 1000 SAT CR+M	Holistic Review	Holistic Review	Holistic Review	
 UTSA-051511	Auto Admit	Auto Admit	Auto Admit	Auto Admit	20 ACT COMP OR 960 SAT CR+M	Individual Review	Individual Review	Individual Review	
 UTT-060211	Auto Admit	Auto Admit	20 ACT COMP OR 1410 SAT CR+M+W	20 ACT COMP OR 1410 SAT CR+M+W	21 ACT COMP OR 1500 SAT CR+M+W	22 ACT COMP OR 1530 SAT CR+M+W	23 ACT COMP OR 1590 SAT CR+M+W	Individual Review	
 SFA-051311	Auto Admit	Auto Admit	17 ACT COMP OR 850 CR+M	17 ACT COMP OR 850 CR+M	20 ACT COMP OR 950 SAT CR+M	24 ACT COMP OR 1100 SAT CR+M	File Review	See Notes	http://www.sfasu.edu/admissions/freshmen/index.asp
 TAMUKing-	Auto Admit	Auto Admit	Auto Admit	Auto Admit	16 ACT COMP OR 790 SAT CR+M	18 ACT COMP OR 870 SAT CR+M	20 ACT COMP OR 950 SAT CR+M	HOLISTIC REVIEW	Top 25% must graduate with recommended or higher diploma type. Students graduation distinguished or IB must submit ACT or SAT scores with no minimum required. Students not meeting these requirements will be individually reviewed.
 TX STATE-050911	Auto Admit	Auto Admit	20 ACT COMP OR 920 SAT CR+M	20 ACT COMP OR 920 SAT CR+M	22 ACT COMP OR 1010 SAT CR+M	26 ACT COMP OR 1180 SAT CR+M	29 ACT COMP OR 1270 SAT CR+M	HOLISTIC REVIEW	Applications of those students in third quarter or higher who do not meet assured admission requirements will be reviewed holistically.

2012 HARN ADMISSIONS CHART

School	Top 9%	Top 10%	Top 15%	Top 25%	2ND QTR	3RD QTR	4TH QTR	NON-RANKING	Notes
 OSU-	24 ACT COMP or 1090 SAT CR+M	24 ACT COMP or 1090 SAT CR+M	24 ACT COMP or 1090 SAT CR+M	24 ACT COMP or 1090 SAT CR+M	24 ACT COMP or 1090 SAT CR+M	24 ACT COMP or 1090 SAT CR+M	24 ACT COMP or 1090 SAT CR+M	24 ACT COMP or 1090 SAT CR+M	
 TAMUCC-	Auto Admit	Auto Admit	19 ACT COMP OR 900 SAT		21 ACT COMP OR 1000 SAT CR+M	23 ACT COMP OR 1100 SAT CR+M	27 ACT COMP OR 1200 SAT		SAT scores include the combo of critical reading and math sections. Additional stipulations apply for automatic admissions-see website: www.tamucc.edu or contact local advisor. ****Students who do not meet auto admission standards will be considered under our alternative admissions procedures.
 Lamar-051011	Auto Admit	Auto Admit	18 ACT COMP OR 850 SAT CR+M	18 ACT COMP OR 850 SAT CR+M	20 ACT COMP OR 930 SAT CR+M	24 ACT COMP OR 1090 SAT CR+M	case by case file review	20 ACT COMP OR 930 SAT CR+M	All SAT scores are based on math + critical reading only.
 SHSU-051011	Auto Admit	Auto Admit	17 ACT COMP OR 850 CR+M	17 ACT COMP OR 850 CR+M	19 ACT COMP OR 930 SAT CR+M	22 ACT COMP OR 1030 SAT CR+M	25 ACT COMP OR 1140 SAT CR+ M		
 TSU	Auto Admit	Auto Admit	2.0 GPA, 17 ACT Comp or 820 SAT (CR+M)	2.0 GPA, 17 ACT Comp or 820 SAT (CR+M)	2.0 GPA, 17 ACT Comp or 820 SAT (CR+M)	2.0 GPA, 17 ACT Comp or 820 SAT (CR+M)	2.0 GPA, 17 ACT Comp or 820 SAT (CR+M)	2.0 GPA, 17 ACT Comp or 820 SAT (CR+M)	Admission Requirements: 2.0 GPA, ACT 17 Comp or 820 SAT (CR+M)
 UVH-051111	Auto Admit	Auto Admit	2.0GPA(4pt scale) or 18 ACT Comp or 860 SAT CR+M	2.0GPA(4pt scale) or 18 ACT Comp or 860 SAT CR+M	2.0GPA(4pt scale) or 18 ACT Comp or 860 SAT CR+M	2.0GPA(4pt scale) or 18 ACT Comp AND 860 SAT CR+M	2.0GPA(4pt scale) or 18 ACT Comp AND 860 SAT CR+M	2.0GPA(4pt scale) or 18 ACT Comp AND 860 SAT CR+M	All students must graduate under the "recommended" or "advanced" high school program or a similarly rigorous curriculum. ** If graduating from a non-Texas public high school, students must meet 2.0 GPA (4pt scale) AND 18 ACT Comp or 860 SAT CR+M
 UHD-	Auto Admit	Auto Admit	Auto Admit	Auto Admit	Auto Admit	Auto Admit	Auto Admit	Auto Admit	Submission of ACT or SAT scores is STRONGLY RECOMMENDED for consideration.
 ACU-051611	HOLISTIC REVIEW	HOLISTIC REVIEW	HOLISTIC REVIEW	HOLISTIC REVIEW	HOLISTIC REVIEW	HOLISTIC REVIEW	HOLISTIC REVIEW	HOLISTIC REVIEW	
 Concordia-050911	HOLISTIC REVIEW	HOLISTIC REVIEW	HOLISTIC REVIEW	HOLISTIC REVIEW	HOLISTIC REVIEW	HOLISTIC REVIEW	HOLISTIC REVIEW	HOLISTIC REVIEW	
 Drexel	HOLISTIC REVIEW	HOLISTIC REVIEW	HOLISTIC REVIEW	HOLISTIC REVIEW	HOLISTIC REVIEW	HOLISTIC REVIEW	HOLISTIC REVIEW	HOLISTIC REVIEW	GPA 3.5, SAT 1210 out of 1600, ACT Comp 24.
 HBU	HOLISTIC REVIEW	HOLISTIC REVIEW	HOLISTIC REVIEW	HOLISTIC REVIEW	HOLISTIC REVIEW	HOLISTIC REVIEW	HOLISTIC REVIEW	HOLISTIC REVIEW	The mean score for our freshman SAT is 1076, and the mean ACT is 22. Fifty percent of incoming freshman are in the top quartile of their high school graduating classes.
 LSU-051211	See Notes	See Notes	See Notes	See Notes	See Notes	See Notes	See Notes	See Notes	22ACT or 1030 SAT (critical reading and math only) with 3.0 Academic GPA, with 19 units of required college-preparatory classes, as listed on the website

2012 HARN ADMISSIONS CHART

School	Top 9%	Top 10%	Top 15%	Top 25%	2ND QTR	3RD QTR	4TH QTR	NON-RANKING	Notes
 SMU-051111	HOLISTIC REVIEW	HOLISTIC REVIEW	HOLISTIC REVIEW	HOLISTIC REVIEW	HOLISTIC REVIEW	HOLISTIC REVIEW	HOLISTIC REVIEW	HOLISTIC REVIEW	SMU does not have testing requirements. We often reference our mid-range scores when students inquire about academic competitiveness. Mid-range indicates that 50% of our incoming class fell within the following test scores: Only includes equivalent Critical Reading and Math scores: Mid-range SAT: 1280-1370, Mid-range ACT: 27-32
 TCU-051111	HOLISTIC REVIEW	HOLISTIC REVIEW	HOLISTIC REVIEW	HOLISTIC REVIEW	HOLISTIC REVIEW	HOLISTIC REVIEW	HOLISTIC REVIEW	HOLISTIC REVIEW	SAT range (includes all 3 parts of test): 1650-1800 / ACT range 23-27
 BAMA-050911	HOLISTIC REVIEW	HOLISTIC REVIEW	HOLISTIC REVIEW	HOLISTIC REVIEW	HOLISTIC REVIEW	HOLISTIC REVIEW	HOLISTIC REVIEW	HOLISTIC REVIEW	21 ACT or 1000 SAT (CR+M) + 3.0 GPA
 UST-	HOLISTIC REVIEW	HOLISTIC REVIEW	HOLISTIC REVIEW	HOLISTIC REVIEW	HOLISTIC REVIEW	HOLISTIC REVIEW	HOLISTIC REVIEW	HOLISTIC REVIEW	Admissions More Selected. See website for details.
 TULSA-	HOLISTIC REVIEW	HOLISTIC REVIEW	HOLISTIC REVIEW	HOLISTIC REVIEW	HOLISTIC REVIEW	HOLISTIC REVIEW	HOLISTIC REVIEW	HOLISTIC REVIEW	29 ACT/1270 SAT averages, GPA – 3.8, top 10% - 65%, 10% of all undergraduates are National Merit Finalists
 GALVESTON-	Open Admissions	Open Admissions	Open Admissions	Open Admissions	Open Admissions	Open Admissions	Open Admissions	Open Admissions	
 HCC-051211	Open Admissions	Open Admissions	Open Admissions	Open Admissions	Open Admissions	Open Admissions	Open Admissions	Open Admissions	
 Lee College-050911	Open Admissions	Open Admissions	Open Admissions	Open Admissions	Open Admissions	Open Admissions	Open Admissions	Open Admissions	
 SAN JAC-	Open Admissions	Open Admissions	Open Admissions	Open Admissions	Open Admissions	Open Admissions	Open Admissions	Open Admissions	
 WHARTON-050911	Open Admissions	Open Admissions	Open Admissions	Open Admissions	Open Admissions	Open Admissions	Open Admissions	Open Admissions	