

CFISD launches parent portal

Parents can sign up for access after Aug. 24



Serving as an informational, one-place stop for parents/guardians of CFISD students, a new parent portal at my.cfisd.net will be available for sign-up after the start of school, Aug. 24.

The parent portal offers access to numerous district web-based services consolidated into one place.

"This new service takes advantage of all the great information on the district's website and provides parents with a wide array of valuable information," said Harold Rowe, associate superintendent for technology and school services.

The site provides access to information that is important to parents, allowing them to stay informed with up-to-date student, campus and district records such as:

- Student demographic data (emer-

gency contacts, doctor, etc.);

- Transportation data;
- Food service data;
- Links to school websites;
- Student grades; and
- Test scores.

Parents/guardians will be authorized to edit certain types of information online pertaining to themselves or their student, if necessary. For example, if a student's home or emergency number has changed, the parent can easily go online to make the change, which will also automatically update the student's school/district records. Another benefit to the parent portal is that access is given for parents to download forms that students or parents are required to complete and return to the student's school.

According to Rowe, as the site was being developed, one of the most im-

portant goals was to make the portal easily accessible so parents could have immediate access to student, campus and district data.

"Once parents register and present the appropriate security information, they can be up and running in no time," Rowe said.

To be allowed access to the system, parents/guardians must electronically sign up by logging onto my.cfisd.net and clicking *Sign Up*. Parents will be required to submit the following information in order to activate their my.cfisd.net account:

- Username and password;
- First and last name;
- Email address;
- Birthdate;
- Student ID; and
- PIV (Parent Internet Viewer) Password(s).

If a parent does not have the Student ID(s) or

PIV Password(s), he/she will need to contact their child's school prior to signing up in order to gain access to the parent portal.

Upon submitting all required information, an email stating that "*You have successfully signed-up for my.cfisd.net*" will be sent to the email address that was provided by the parent. At this point, the parent will be directed to the parent portal to activate his/her account. Once the account is activated, the parent will need to add a student to his/her account profile by providing the student's PIV credentials and an eight-character password.

The account can be updated through the *Update Your Account Information* link.

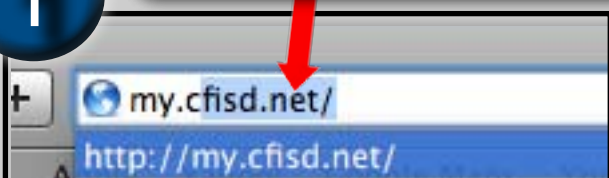
For more information about accessing the parent portal, contact the Technology Department's help desk at 281-897-4357.

HOW TO SIGN UP

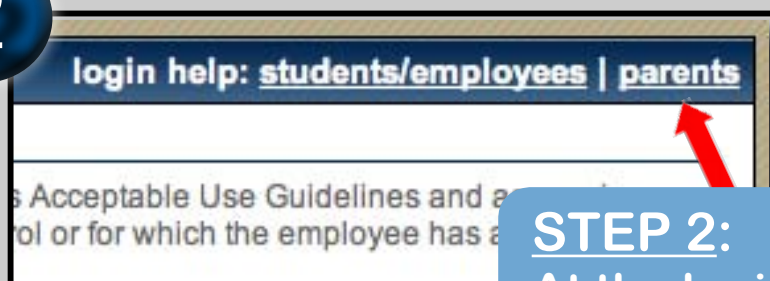


STEP 1: Type my.cfisd.net in your web browser.

1



2



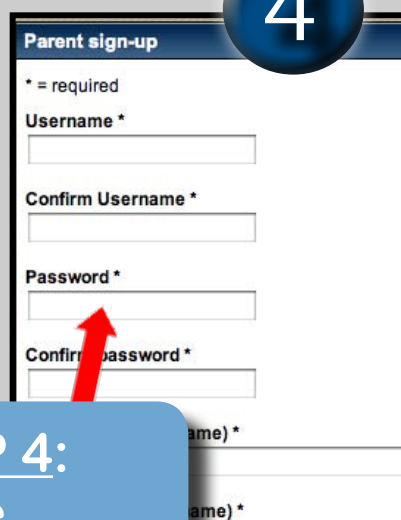
STEP 2: At the login screen, go to the [parents](#) link at the top right side of the page.

3



STEP 3: Click on the [Sign-up](#) link.

4



STEP 4: At the parent sign-up screen, fill out all required information.

5



STEP 5: Click Next and you will receive a message that you have successfully signed up.

5 Simple Steps

