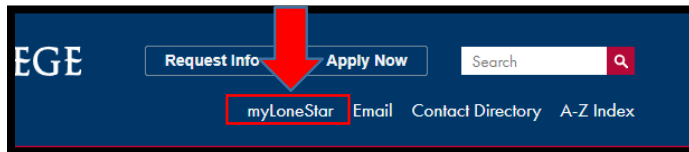


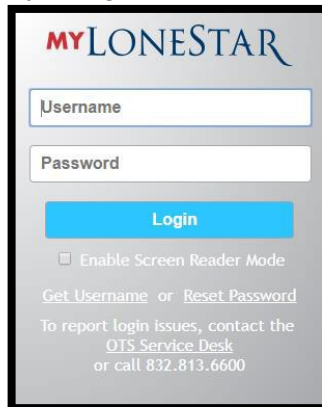
## Setting up a Magnus Student Medical Record Account

**Step 1.** Go to **LoneStar.edu** in your browser (Internet Explorer, Mozilla Firefox, Safari, etc.) to access the Lone Star College website.

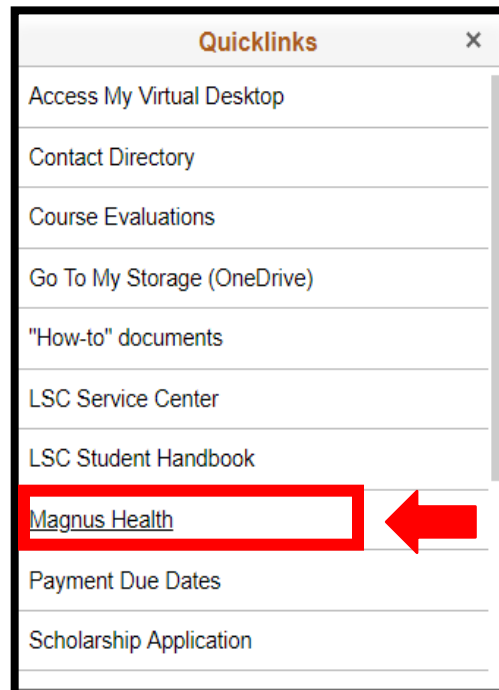
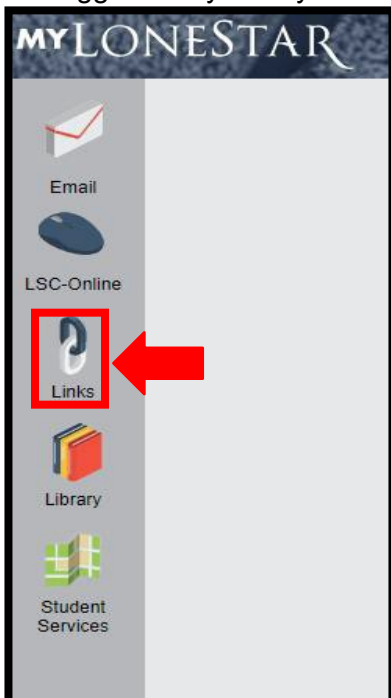
**Step 2.** Click on the “myLoneStar” icon (see image):



**Step 3.** Enter your username and password and click “Submit.” If you do not know your username or password, you can access them by using the [Self Service Tools](#) (see image)

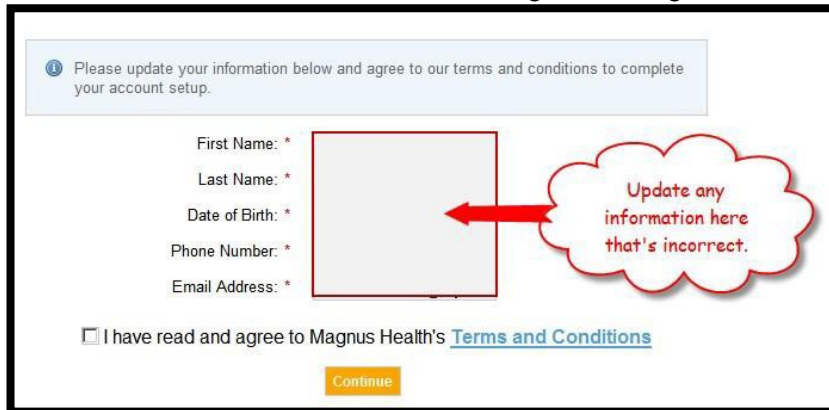


**Step 4.** Once logged into your myLoneStar account look for your “Quicklinks” and click on the Magnus Heal



## Setting up a Magnus Student Medical Record Account

**Step 5.** Verify your personal information is correct and check to agree to Magnus Terms and Conditions:



Please update your information below and agree to our terms and conditions to complete your account setup.

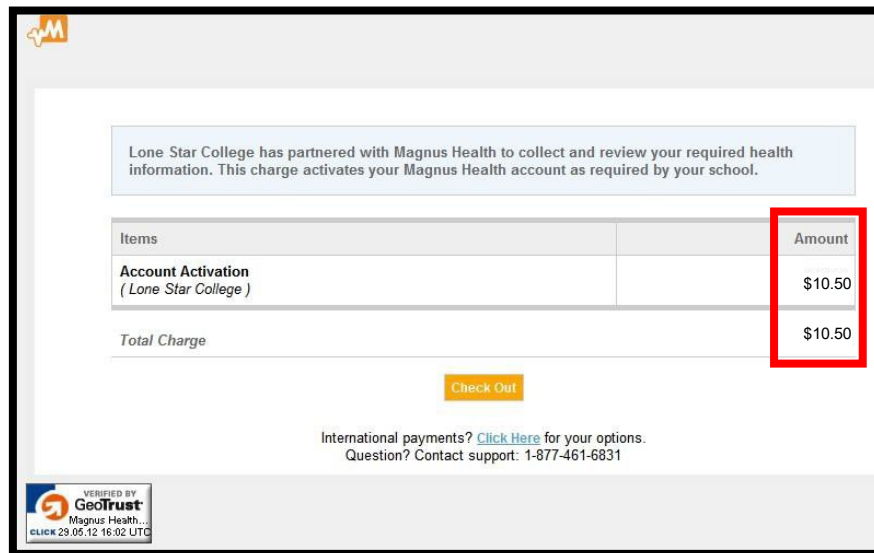
First Name: \*  
 Last Name: \*  
 Date of Birth: \*  
 Phone Number: \*  
 Email Address: \*

I have read and agree to Magnus Health's [Terms and Conditions](#)

[Continue](#)

Update any information here that's incorrect.

**Step 6.** Click on the “Check Out” to submit the \$10.50 payment(credit card only) to set up your account and get instructions on how to submit your documentation.




Lone Star College has partnered with Magnus Health to collect and review your required health information. This charge activates your Magnus Health account as required by your school.

Items	Amount
Account Activation ( Lone Star College )	\$10.50
<b>Total Charge</b>	<b>\$10.50</b>

[Check Out](#)

International payments? [Click Here](#) for your options.  
 Question? Contact support: 1-877-461-6831

VERIFIED BY  Magnus Health...  
 CLICK 29.05.12 16:02 UTC

**Step 7.** Your Magnus account is now activated and can only be accessed from inside your student center in myLoneStar. When you login to your Magnus account, follow the instructions to download forms and upload documents into your Magnus account. Use the “Submitting Proof of Bacterial Meningitis” Help Aid for more information.