

INSTRUCCIONES PARA CREAR UN CUENTA EN EL SISTEMA DE SCHOOL CASH PARA ESTUDIANTES

OPCIÓN 1:


Puede acceder a School Cash en línea visitando el siguiente enlace:

<https://cypress-fairbanksisd.schoolcashionline.com>

OPCIÓN 2:

Puede acceder a School Cash en línea visitando la página principal de su escuela, de la siguiente manera:

Paso 1: Inicie sesión en el Portal para Padres de Cash School (**mirar flecha roja abajo**):



News

Bridgeland coaches, athletes end SAC camp with sense of accomplishment, anticipation for school year
AUG. 1, 2017

Bridgeland pole vaulter to compete in USATF Junior Olympics
JUL. 23, 2017

New Student Orientation - Monday, Aug. 21
JUL. 18, 2017

Tour Bridgeland High School
MAY. 30, 2017

Bridgeland HS welcomes Orchestra Director, Mrs. LeBlanc
MAY. 8, 2017

Calendar

Professional Day (Student Holiday)
AUG. 14 - AUG. 25

Board Meeting - isc
AUG. 14, 6:00 PM - 8:00 PM

New Student Registration
AUG. 15 - AUG. 18, 8:00 AM - 3:00 PM

New Student Orientation - (A-L)
AUG. 21, 6:00 PM - 7:55 PM

New Student Orientation (M-Z)
AUG. 21, 7:00 PM - 8:55 PM

[More Events >](#)



SchoolCashOnline
Click Here to Pay Online
KEVGROUP



INSTRUCCIONES PARA CREAR UN CUENTA EN EL SISTEMA DE SCHOOL CASH PARA ESTUDIANTES

Paso 2: Hacer clic en el botón "Get Started Today (Comenzar hoy—**mirar flecha roja abajo**)":

CFISD Cypress-Fairbanks Independent School District


0 items in cart Checkout

Select Language Powered by Google Translate

School Cash Online HOME ITEMS ABOUT US SUPPORT

Paying for school items just got easier!
Sign up to get started today.

What is School Cash Online?
School Cash Online is an easy to use and safe way to pay for your children's school fees.
[Learn more](#)

Get Started Today  **our Account**

Best In Class Security Gives You The Best Protection

CSAE 3416 Certified **PCI** Compliant **SSAE 16** Certified

About KEV Group:
Over the past 18 years, KEV has helped over 6,600 schools manage their cash in the easiest way possible.
[Learn More About Us](#)

How Does This Work?
It's simple! Just follow the 4 easy steps to make payments. Then see your payment history and receive receipts via email.
[Read More](#)

Why Use School Cash Online?

- Convenient** Make secure payments 24/7 from the comfort of your home
- Easy To Use** Online shopping with various payment methods
- Safe** Your child won't be carrying cash or checks to and from school
- Saves Time** Manage your school expenses and view payment history in one place

Home | About Us | Support | Sign Up | Privacy Policy | Terms and Conditions | Security Policy | Refund Policy 2-4-549.6122

Paso 3: Completar el registro

- Nombre y Apellido
- Teléfono, dirección y correo electrónico
- Contraseña, Pregunta de seguridad y Seleccionar si Notificaciones por correo electrónico (recomendado)

INSTRUCCIONES PARA CREAR UN CUENTA EN EL SISTEMA DE SCHOOL CASH PARA ESTUDIANTES

Paso 4: School Cash le enviara un correo electrónico de confirmación para finalizar la creación de su nueva cuenta. Puede estar en en el folder Spam o Clutter, así que asegúrese de verificar allí. Esto completará tu creación de su nueva cuenta.

Paso 5: Agregar Estudiante (**mirar flecha roja abajo**)

CFISD Cypress-Fairbanks Independent School District

0 items in cart Checkout

Select Language Powered by Google Translate

School Cash Online

Home Items Payment History My Account

Home > Items

Items

Search

Make A Donation Add Student

Aragon AATest CyFairHS AATest CypressFalls AATest CypressParkHS AATest CypressRanch AATest

CypressSprings AATest Woodard AATest Cypress-Fairbanks Independent Show All Items

Can't find an item? Each school creates its own items for purchase and assigns them to its students. Once assigned, items will appear under the student's tab. If you can't find an item, the item may not be available for purchase, has expired, or is not assigned to your student.

Home | About Us | Support | Privacy Policy | Terms and Conditions | Security Policy | Refund Policy

2.4.549.6122

INSTRUCCIONES PARA CREAR UN CUENTA EN EL SISTEMA DE SCHOOL CASH PARA ESTUDIANTES

Paso 6: Ingrese la información del estudiante en el formato correcto:

- No se requiere identificación del estudiante
- Asegúrese de que el nombre y el apellido se ingresen de la misma manera que el estudiante se registró en la escuela
- No es necesario escribir los segundos nombres
- Asegúrese de que la fecha esté en el formato correcto (mm / dd / aaaa)

CFISD Cypress-Fairbanks Independent School District

0 items in cart Checkout

Select Language Powered by Google Translate

School Cash Online Home Items Payment History My Account

Home > My Account > Add Student

Add Student

* indicates a required field

1. Type in the School Board name and select one from the list

Cypress-Fairbanks Independent School District

Change school board name.

2. Select a school

Cypress Ranch High School

3. Enter student information

Student Number I don't have the student number.

First Name *

Last Name *

Birth Date *
Date format: mm/dd/yyyy

[Add Student](#)

Home | About Us | Support | Privacy Policy | Terms and Conditions | Security Policy | Refund Policy 2.4.549.6122

La imagen de arriba muestra la información de un estudiante como ejemplo:

Nombre: CypressRanch

Apellido: AATest

INSTRUCCIONES PARA CREAR UN CUENTA EN EL SISTEMA DE SCHOOL CASH PARA ESTUDIANTES

Paso 7: Seleccionar el tipo de relación adecuada:

- Madre
- Padre, etc.

CFISD Cypress-Fairbanks Independent School District Sign Out

0 items in cart Checkout

Select Language Powered by Google Translate

School Cash Online

Home | Items | Payment History | **My Account**

Home > My Account > Add Student

Add Student * indicates a required field

Confirm student information

CypressRanch AATest
Student Number: CRH012
Cypress Ranch High School (Cypress-Fairbanks Independent School District)

I certify that I am related to this student, that I am selecting this student in order to pay a fee, and legally entitled to view information about this student.

Agree *

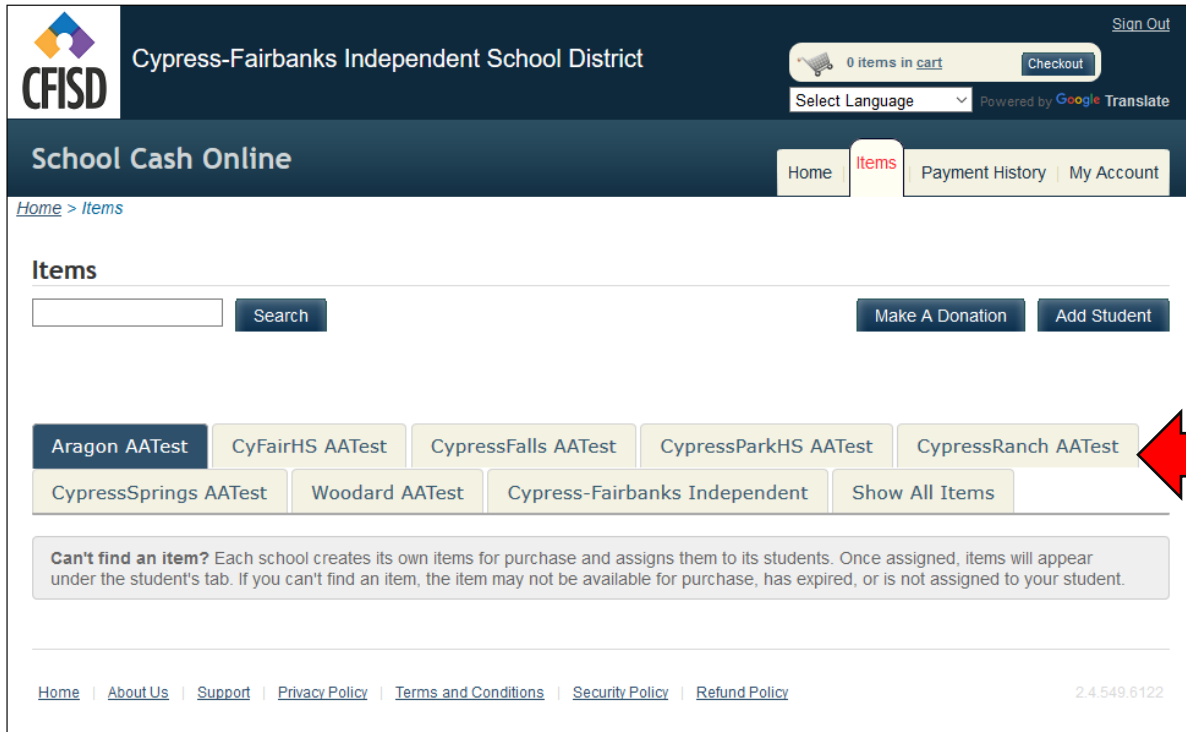
Relationship
Select relationship...
Select relationship...
Mother
Father
Immediate Family
Grandparent
Other

Continue

[Privacy Policy](#) | [Terms and Conditions](#) | [Security Policy](#) | [Refund Policy](#) 2.4.549.6122

INSTRUCCIONES PARA CREAR UN CUENTA EN EL SISTEMA DE SCHOOL CASH PARA ESTUDIANTES

Paso 8: Confirmar que el alumno aparece (ejemplo: CypressRAnch AATest—**mirar flech roja abajo**)



The screenshot shows the 'School Cash Online' interface for Cypress-Fairbanks Independent School District. The page is titled 'Items' and features a search bar, 'Make A Donation' and 'Add Student' buttons, and a grid of tabs for different schools. A red arrow points to the 'CypressRAnch AATest' tab.

Items

Search

Make A Donation Add Student

Aragon AATest CyFairHS AATest CypressFalls AATest CypressParkHS AATest CypressRAnch AATest

CypressSprings AATest Woodard AATest Cypress-Fairbanks Independent Show All Items

Can't find an item? Each school creates its own items for purchase and assigns them to its students. Once assigned, items will appear under the student's tab. If you can't find an item, the item may not be available for purchase, has expired, or is not assigned to your student.

Home | About Us | Support | Privacy Policy | Terms and Conditions | Security Policy | Refund Policy 2.4.549.6122

- Cada estudiante tendrá su propio tabulario (Tab)
- El tabulario “Independiente de Cypress-Fairbanks” es para elementos del distrito tales como lecciones privadas de música
- Por privacidad, los tabularios en esta imagen no son verdaderos nombres de estudiantes

Paso 8: Confirmar la informacion del estudiante.