

# Chromebook Issues?

Get your student Chromebook issue resolved by using HappyFox.

**What is HappyFox?** HappyFox is a student-based portal where you can send your Chromebook issues to in order to get your Chromebook fixed. This must be done by the student. Parents can help their child fill out their request via any device.

**How do I get to it?** Log into my.cfsd.net and find the HappyFox icon

**My Chromebook is damaged and I can't log in.** That's ok. Just use any device that has an internet connection and log into my.cfsd.net and go to HappyFox.

**How do I know the status of my repair ticket?** Log back into HappyFox for updates.




If your Chromebook is physically damaged please state exactly what is wrong and how it happened. Be very specific. We need this in a complete sentence in order for the insurance to cover the Chromebook.

**HappyFox**  
(report student Chromebook issue)



1. Log into <http://my.cfsd.net> from any internet-connected device using school Google account.
2. Click on HappyFox icon.
3. Click Create Ticket
4. Follow prompts and enter information.
5. Click Submit Ticket
6. Log back into HappyFox for status updates.

## Videos

How to sign in to HappyFox		
English link	<a href="https://tinyurl.com/HappyFoxEN">https://tinyurl.com/HappyFoxEN</a>	
Spanish link	<a href="https://tinyurl.com/HappyFoxSpan">https://tinyurl.com/HappyFoxSpan</a>	
How to create a HappyFox Ticket		
English link	<a href="https://tinyurl.com/HPticketEN">https://tinyurl.com/HPticketEN</a>	
Spanish link	<a href="https://tinyurl.com/HFticketSpan">https://tinyurl.com/HFticketSpan</a>	
Checking the Status of a Ticket in Happy Fox		
English link	<a href="https://tinyurl.com/HFstatusENG">https://tinyurl.com/HFstatusENG</a>	
Spanish link	<a href="https://tinyurl.com/HPstatusSpan">https://tinyurl.com/HPstatusSpan</a>	