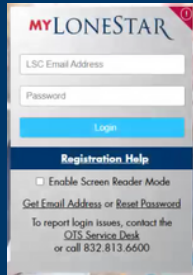


Submitting Proof of Vaccination through Med+Proctor

Students enrolled in fully online courses and/or high school dual credit courses taught at the high school are NOT required to submit documentation.



MYLONESTAR

LSC Email Address

Password

Login

Registration Help

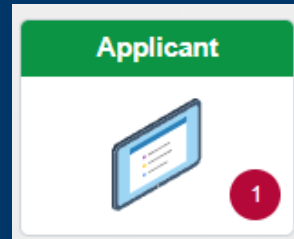
- Enable Screen Reader Mode

Get Email Address or Reset Password

To report login issues, contact the QTS Service Desk or call 832.813.6600

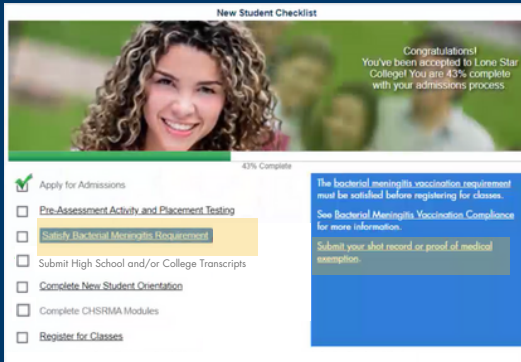
Step 1:

Log in to your MyLoneStar account



Step 2:

Click on the applicant tile



New Student Checklist

Congratulations! You've been accepted to Lone Star College! You are 43% complete with your admissions process.

43% Complete

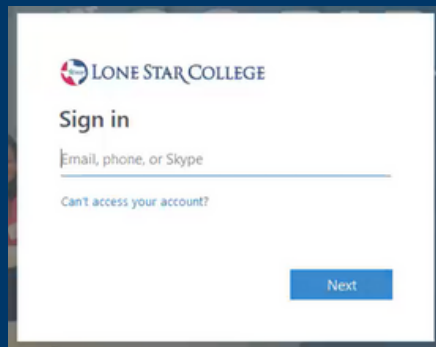
- Apply for Admissions
- Pre-Assessment Activity and Placement Testing
- Satisfy Bacterial Meningitis Requirement
- Submit High School and/or College Transcripts
- Complete New Student Orientation
- Complete CHSRMA Modules
- Register for Classes

The bacterial meningitis vaccination requirement must be satisfied before registering for classes. See Bacterial Meningitis Vaccination Compliance for more information. Submit your shot record or proof of medical exemption.

Step 3:

Click on "Satisfy Bacterial Meningitis Requirement"

Then click on "Submit your shot record or proof of medical exemption."



LONE STAR COLLEGE

Sign in

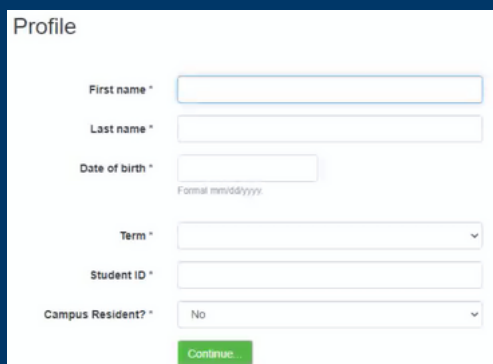
Email, phone, or Skype

Can't access your account?

Next

Step 4:

The first time you connect to Med+Proctor, you may be asked to sign in again. Use your same MyLoneStar email/password here.



Profile

First name *

Last name *

Date of birth *

Format mm/dd/yyyy

Term *

Student ID *

Campus Resident? *

No

Continue

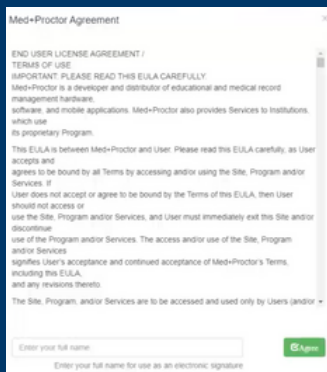
Step 5:

Complete your profile information

Then click continue

Term: Please choose from either Spring 2022, Fall 2022, or Summer 2022

Student ID: LSC ID #



Step 6:

Read the Med+Proctor Agreement

Type in your full name

Click "Agree"



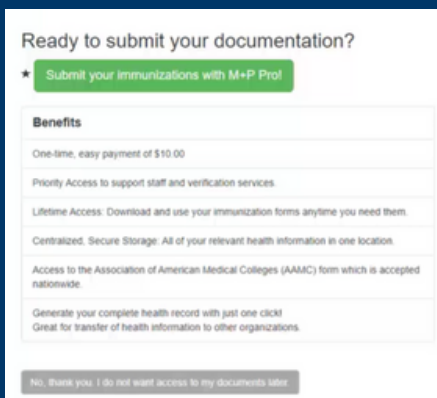
Step 7:

Click on
"Document"



Step 8:

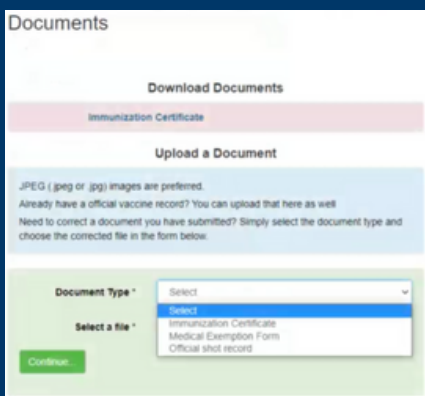
Click on
"Documents"



Step 9:

There is no fee to submit documentation. Students are offered an option for lifetime access to these records through M+P Pro for a one-time payment.

If students are not interested, they may select the "No, thank you" option at the bottom of the page to continue.



Step 10:

Under Document Type select "Official Shot Record"

Select the file to upload from your computer.

Click Continue

Important Reminders:

Accepted shot records must be one of the following:

- A document bearing the signature or stamp of the physician, a designee, or the public health personnel who administered the immunization.
- An official immunization record generated by a state or local health authority.
- An official immunization record from another school, including those from another state.

Shot records must include:

- Student's full legal name as it appears in Lone Star College records.
- Student's complete date of birth.
- The month/day/year (MM/DD/YYYY) vaccination was administered, which must be at least 10 days prior to the first day of term.
- The specific type of vaccination administered (either MenACWY or MPSV4).
- Official physician signature or stamp.