



LONG-RANGE PLANNING COMMITTEE

2018-2019

Improvements of Campus Facilities

Current/In Progress:

- ❖ Improvements began with the 2014 Bond Program:
 - Security vestibules at front entries with video cameras and buzzer door releases
 - Reinforced/bullet-resistant glass at security vestibule entries and exit windows
 - Additional security cameras and camera upgrades to digital
 - “Lockdown” panic buttons
 - Card reader access locks
 - Security intrusion panels
 - Emergency call stations
 - New radios and radio communication towers



Effective for 2018-2019 school year:

- ❖ Installation of panic buttons in portable buildings

LONG-RANGE PLANNING COMMITTEE

SAFETY ADDITIONS *including*

K-9 units



ID badges



Call stations



Clear backpacks



Mental health intervention teams



22 additional officers



TIP LINE



#CFISDspirit

LONG-RANGE PLANNING COMMITTEE

❖ School Security Assessment RFQ

- 10 Responses
- Evaluation committee representing facilities, school leadership, student services and security
- Highest ranked proposal: True North Consulting Group, LLC



Firm Experience

- ❖ Independent Security & Technology Consultants
- ❖ Established in 1984, 35 Years of Experience
- ❖ 46 Full-Time Employees
- ❖ 80+% of Projects are in Education, over 400 K12 clients across U.S.
- ❖ Physical, Technological, Operational & Cyber Security
- ❖ Safety & Security Training Emergency Management, Preparedness & Response

Previous experience with K12 Security Consulting

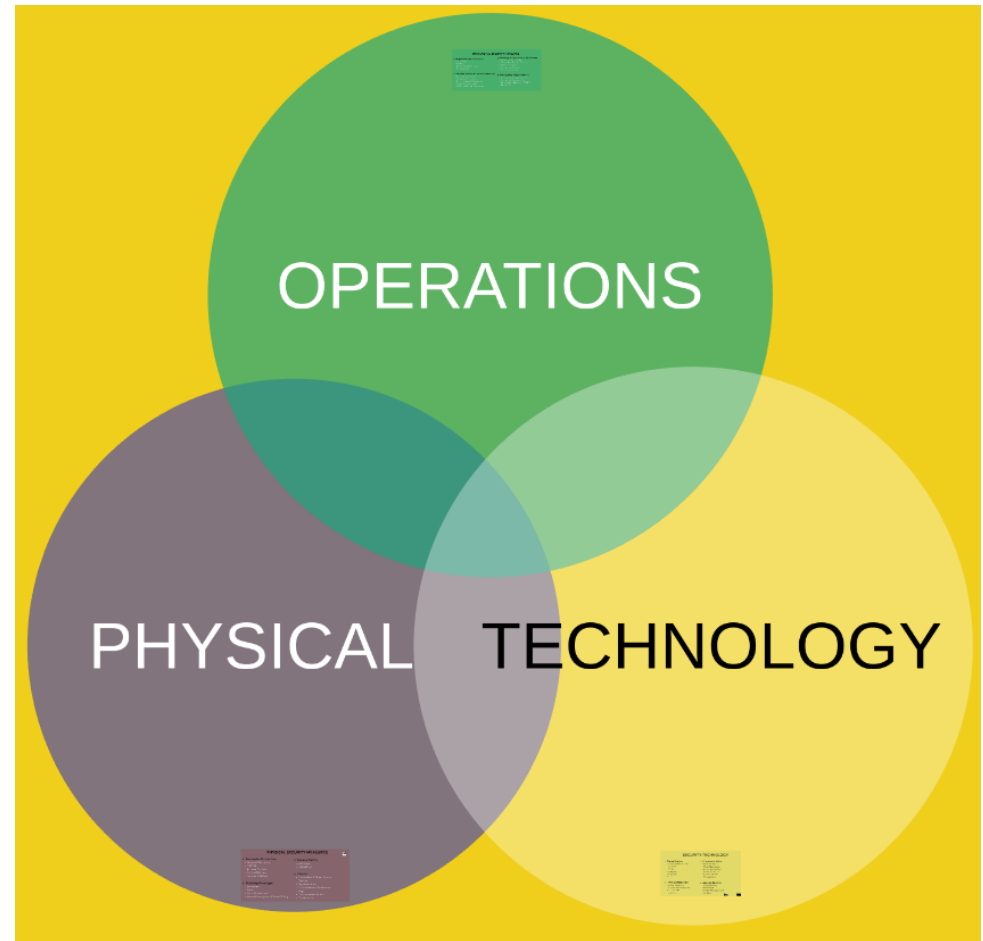
- Alexandria Public Schools
- Aldine ISD
- Austin ISD
- Aubrey ISD
- Bay City ISD
- Carrollton-Farmers Branch ISD
- Charleston County Schools
- Dallas ISD
- Denver Public Schools
- Del Valle ISD
- Eagle Mountain-Saginaw ISD
- Ector County ISD
- Farming Public Schools
- Fort Worth ISD
- Galena Park ISD
- Georgetown ISD
- Hays ISD
- Hastings Public Schools
- Hopkins Public Schools
- Lake Travis ISD
- La Grange ISD
- Lexington-Richland District 5
- Manor ISD
- Mesquite ISD
- Midlothian ISD
- Minneapolis Public Schools
- Montessori for All
- Moundsvew Schools
- NJ Education commission
- Pasadena ISD
- Pickens County Schools
- Plano ISD
- Pottsboro ISD
- Princeton ISD
- Round Rock ISD
- Rockwall ISD
- San Antonio ISD
- San Marcos ISD
- Sherman ISD
- St. Cloud ISD
- Seguin ISD
- Tyler ISD
- Pasadena ISD
- Van Alstyne ISD
- Valley Mills ISD
- Ysleta ISD

Project Approach

- ❖ Operations/Human Factor
 - Organizational Structure
 - Policies, Protocols & Procedures
 - Training & Readiness
 - Emergency Preparedness


- ❖ Physical Measures
 - Perimeter Protection
 - Building Envelope
 - Access Points
 - Interior

- ❖ Security Technologies
 - Surveillance
 - Threat Detection
 - Communication
 - Access Control



Deliverables

- ❖ Preliminary Campus-Level Assessment Recommendations Report
- ❖ Detailed Campus-Level Findings and Recommendations Report
- ❖ District-Level Findings and Recommendations Report
- ❖ Budgetary Cost Estimates
- ❖ Prioritized Recommendations Table Based on Risk Reduction



- ❖ District Presentations

❖ Segmentation at Elementary School Campuses

Priority	Protective Measure
1	<ul style="list-style-type: none">• Add walls / barriers for effective segmentation within elementary schools' spaces.• Install active threat / lockdown button at multiple locations inside schools.• Integrate the activation of the lockdown button with the fire doors release mechanism to provide a delay layer of protection.• Further integration of the activation of the lockdown button with an automatic public address system activation to include speakers and blue lights throughout the hallways and classrooms.




LONG-RANGE PLANNING COMMITTEE




❖ Reduce Number of Building Access Points

Priority	Protective Measure
1	<ul style="list-style-type: none">• Convert unnecessary entry points to emergency egress only.• Remove exterior hardware from emergency egress.• Install card readers on all remaining operational exterior access doors.• Install door prop alarms on all emergency exit doors.




❖ Harden Main Front Desk

Priority	Protective Measure
1	<ul style="list-style-type: none">• Modify layout of vestibules to ensure operational effectiveness.• Add teller window or other type of barrier at receptionist desk.• Improve ability for visual communication.



❖ Lockdown Buttons

Priority	Protective Measure
1	<ul style="list-style-type: none">Analyze and relocate / add buttons (per school).“Ungroup” to allow specific location information.Integrate with segmentation door systems.Install blue strobe lights as visual indicators where lacking.




❖ Security at Portable Classrooms

Priority	Protective Measure
2	<ul style="list-style-type: none">• Establish secured perimeter (fencing) around portable areas.• Place anti-vehicle barriers to ensure safety of portables.

❖ Open Perimeter at Elementary Schools

Priority	Protective Measure
2	<ul style="list-style-type: none">• Establish perimeter line, install fences.



Security at Portable Classrooms & Open Perimeter at Elementary Schools




❖ Bullet or Impact Resistance on Accessible Windows

Priority	Protective Measures
2	<ul style="list-style-type: none">• Install laminated glass or impact protection systems on all exterior accessible glass doors or windows.

❖ Video Intercom

Priority	Protective Measures
2	<ul style="list-style-type: none">• Improve existing video intercom or install a surveillance camera that is dedicated to entry point, with a permanent display at the receptionist desk.• Install video intercom at kitchen back doors to allow kitchen staff to screen deliveries / visitors before opening the door.



❖ Modify Interior Door Hardware

Priority	Protective Measure
2	<ul style="list-style-type: none">• Change hardware on most doors to ensure they can be locked from the inside.




❖ Vehicle Standoff Protection

Priority	Protective Measure
3	<ul style="list-style-type: none">• Install standoff features to include K4 crash-rated bollards, concrete planters, and other features to prevent intentional or unintentional vehicle ramming.• Install traffic calming features such as speed humps as appropriate for vehicle entrances and exits where significant speeds can be attained.

❖ Unimpeded Vehicle Access

Priority	Protective Measure
3	<ul style="list-style-type: none">• Add vehicle gates.



❖ Vehicle Standoff Protection




❖ Modify Exterior and Interior Door Hardware

Priority	Protective Measure
3	<ul style="list-style-type: none">Modify interior and exterior double-doors hardware to prevent doors from being chained shut, impeding emergency egress.


❖ Classroom Emergency Communication

Priority	Protective Measures
3	<ul style="list-style-type: none">Add classroom phones.Place out of sight line from classroom door window.




❖ Public Address (PA) System

Priority	Protective Measure
3	<ul style="list-style-type: none">• Add multiple activation points to PA system, including phones and microphones.• Utilize zoning capabilities.• Create pre-recorded emergency messaging for common emergency response actions.• Program distinct sirens relating to different emergencies to attract occupants' attention.




❖ Exterior Lighting

Priority	Protective Measure
3	<ul style="list-style-type: none">• Transition to LED lighting.• Install sufficient pole- and wall-mounted lights where necessary to achieve 10 LUX for perimeter, 20 LUX for immediate building exterior, and 30 LUX for mixed vehicle use and pedestrian areas.



❖ Exterior Emergency Intercoms

Priority	Protective Measure
4	<ul style="list-style-type: none"><li data-bbox="291 494 1779 708">• Increase number of blue-light emergency call towers at all parking areas. The recommended practice is to have two call towers within line of sight of one another, which translates to one tower approximately every 100 yards.<li data-bbox="291 779 1779 879">• Install wall-mounted intercoms at all exterior areas where call towers are not visible. Functionality should mirror that of call towers.




❖ Clear Numbering on Exterior Doors and Windows

Priority	Protective Measure
4	<ul style="list-style-type: none">Install highly visible numbers on all exterior windows of first and second story classrooms. Numbers should be consistent with current numbers in style and visibility.




❖ Unprotected Utilities

Priority	Protective Measure
5	<ul style="list-style-type: none">• Provide secure fencing around exterior utilities.• Ensure exterior panels are locked.• Place bollards or other standoff measures around exterior utilities.



❖ Unsecured Dumpsters

Priority	Protective Measure
5	<ul style="list-style-type: none">• Dumpsters should be located in secure enclosures at each facility.• All dumpsters should remain locked.



❖ Police Department

- Ben Bradley Center – Total square footage of 19,680. (13,536 sq. ft. building and four portable buildings at 1,536 sq. ft. each).
- Since 2014 police department staff has increased from 66 employees to 138 employees. Current staff includes:
 - Command Staff: Chief of Police, Assistant Chief, Captain and 3 lieutenants
 - 102 Officers
 - 2 Records clerks
 - 1 Payroll clerk
 - 9 Alarm Technicians
 - 1 Security Systems Specialist
 - 11 Dispatchers
 - 2 Emergency Management positions
 - 1 Evidence Technician
 - 2 Administrative Assistants

❖ Police Department

■ Expansion of the Ben Bradley Center

- Additional offices and meeting space for sergeants.
- Garage bays for vehicle maintenance and vehicle camera and electronics installation and repair.
- Additional records storage.

(Case reports have increased from 260 in 2013 to 1,200 in 2018.)

- Dedicated storage rooms for all uniforms, equipment, K-9 equipment and supplies.



❖ Police Department

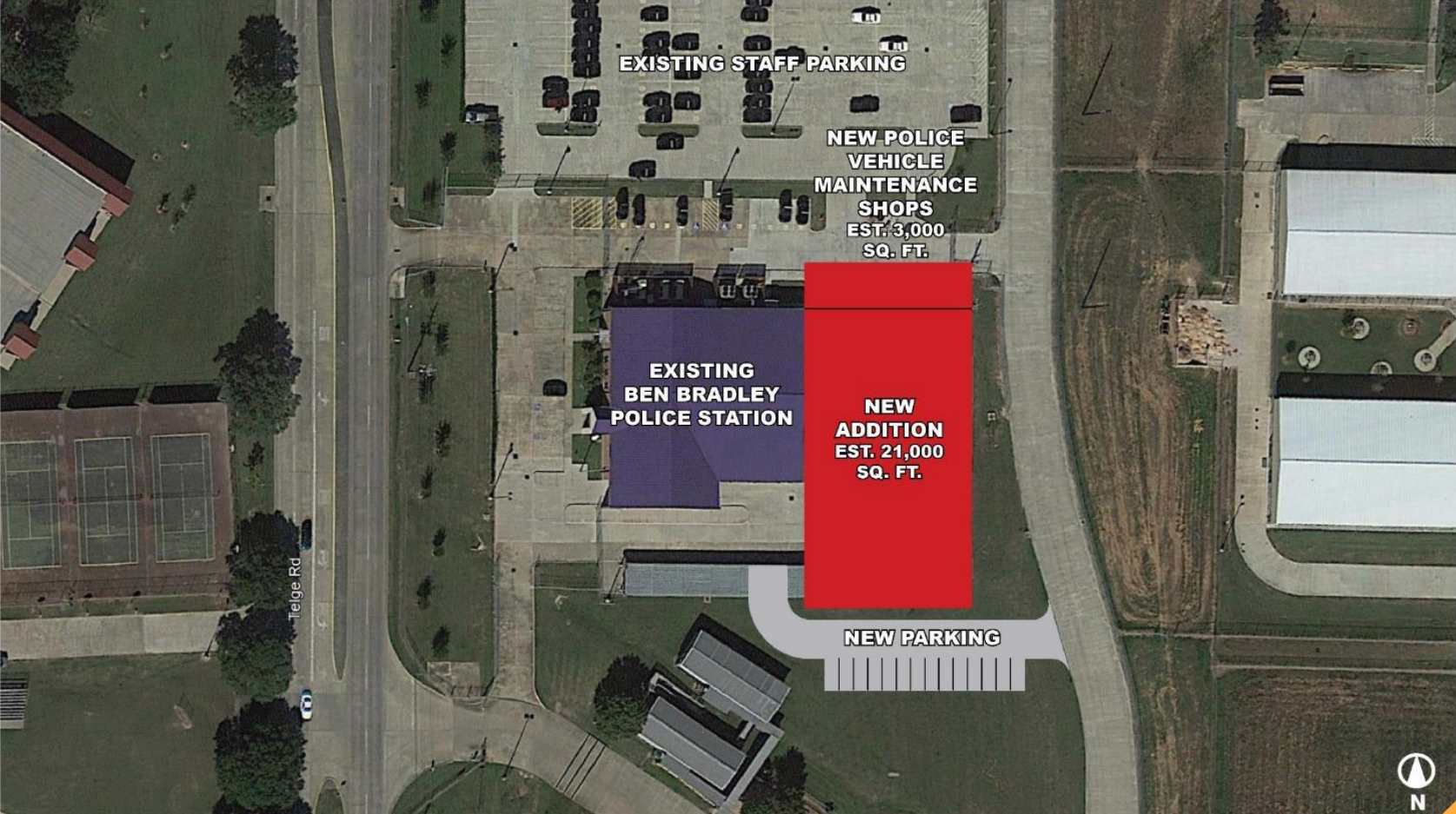
- Expansion of the Ben Bradley Center
 - Increase the size of the evidence room.
 - 5,600 pieces of evidence obtained since 2012.
 - Approximately 2,500 articles added annually.
 - Locker room with minimum 120 lockers. Restroom facility with minimum of 5 showers in each of the men and women's restrooms.
 - Reconfiguration of the dispatch center to accommodate additional dispatch personnel added since 2014.
 - Storage for dispatch supplies and equipment.
 - Parent reunification room to accommodate custodial arrest, meetings, paperwork, etc.

 NEW CONSTRUCTION

 MAJOR RENOVATION

 MINOR RENOVATION

 NEW PARKING / DRIVES



BEN BRADLEY CENTER EXPANSION



❖ Police Department

■ Police Vehicle Replacement Schedule

- The national standard for police vehicle replacement is 80,000 miles.
- CFISD Police Department recommends establishing a replacement schedule for vehicles at 95,000 miles.


(Include emergency lighting, police equipment, GPS, in-car camera and outfitting labor costs.)



❖ Police Department

■ Police Radio Replacement and Additions

- Replacement of 110 handheld and vehicle radios.
- Provide direct contact with other law enforcement agencies (Harris County Sheriff, Pct. 4 and Pct. 5 Constables) and first responder organizations such as Cy-Fair Volunteer Fire Department.
- Updated consoles for dispatchers.



LONG-RANGE PLANNING COMMITTEE

Total Estimated Costs

Safety & Security	Total	Priority
Interior Segmentation of Elementary Schools	\$118,800,000	1
Harden Main Front Desk	\$2,500,000	1
Upgrade Intrusion Detection Panels and Include Door Prop Alarms	\$7,105,000	1
Provide Additional Card Readers On Exterior Doors	\$4,930,000	1
Additional Lockdown Buttons	\$1,848,750	1
Metal Detectors	\$1,000,000	1
Priority 1 Total	\$136,183,750	

CFISD Police Department	Total	Priority
Addition to Ben Bradley Center	\$12,237,836	1
Police Vehicle Replacement Schedule	\$6,000,000	1
Police Radio Replacement and Additions	\$2,010,000	1
Police Department Total	\$20,247,836	

LONG-RANGE PLANNING COMMITTEE

Total Estimated Costs





Safety & Security	Total	Priority
Impact Resistant Glass on Ground Level Exterior Glass Doors and Windows	\$69,982,642	2
Door Hardware	\$16,280,000	2
Secure Perimeter Around Portable Buildings and Playgrounds	\$9,500,000	2
Video Intercom	\$1,616,250	2
Priority 2 Total	\$97,378,892	

Safety & Security	Total	Priority
Exterior Lighting	\$21,786,367	3
Provide Vehicle Standoff Protection at Primary Pedestrian Entrances and Walkways and Traffic Calming Features	\$10,625,000	3
Public Address System	\$3,678,870	3
Classroom Phones	\$4,500,000	3
Priority 3 Total	\$40,590,237	

LONG-RANGE PLANNING COMMITTEE

Total Estimated Costs

Safety & Security	Total	Priority
Exterior Emergency Intercoms	\$8,500,000	4
Number Exterior Windows and Doors	\$650,000	4
Priority 4 Total	\$9,150,000	

<u>Priority</u>	<u>Total Cost</u>
	\$156,431,586
	\$253,810,478
	\$294,400,715
	\$303,550,715

