

Emergency Phone FAQ

What Are They?

Cypress-Fairbanks ISD has provided these blue light tower phones for your safety.




When you need help, look for the blinking strobe on top to help you find a nearby tower. Push help to start the call and a police officer will answer your call immediately.

The tower strobe light will flash frequently while calls are in progress, helping emergency responders locate you from a distance.



When Should They Be Used?

Push "HELP" for emergency situations:

-  Danger
-  Fire
-  Life-Threatening Situations



How Do You Use It?


1

Push the "HELP" button to start the call.
The phone will ring while the call is
being placed.



2

When the responder answers, the
"CALL CONNECTED" light will turn
on.



3

Calmly say your name and explain
your situation to the responder.

Be sure to look towards the camera so
the responder can see you.



Live Responder On Line!