

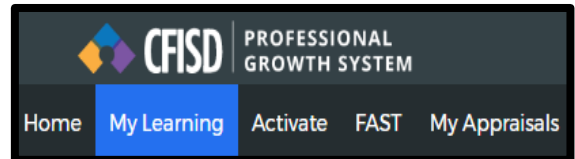
2020-21 A Help Guide for Accessing ASCD PD Online Courses in My Learning

Audience: All Users

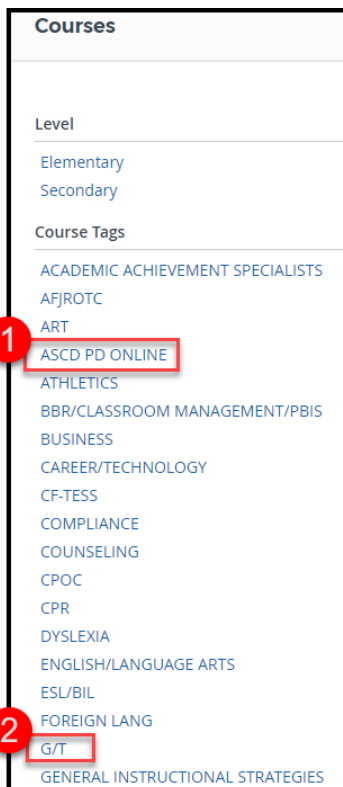
This document provides step-by-step directions for searching, registering for, and launching **ASCD PD Online** courses in *My Learning*.

Searching for ASCD PD Online Courses in My Learning

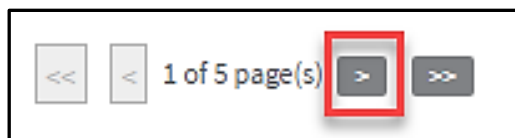
- Log-in to **CFPGS**.
- Click on the **My Learning** tab at the top of the CFPGS home page.



- In the **Courses** channel, select **ASCD PD ONLINE**¹ for a *general search* of all available ASCD PD Online courses. Or, select **G/T**² for a *targeted search* of ASCD PD Online courses with GT credit attached.



- Click the arrow at the bottom left of the screen to view additional pages.

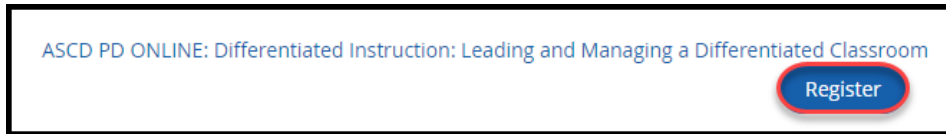


2020-21 A Help Guide for Accessing ASCD PD Online Courses in My Learning

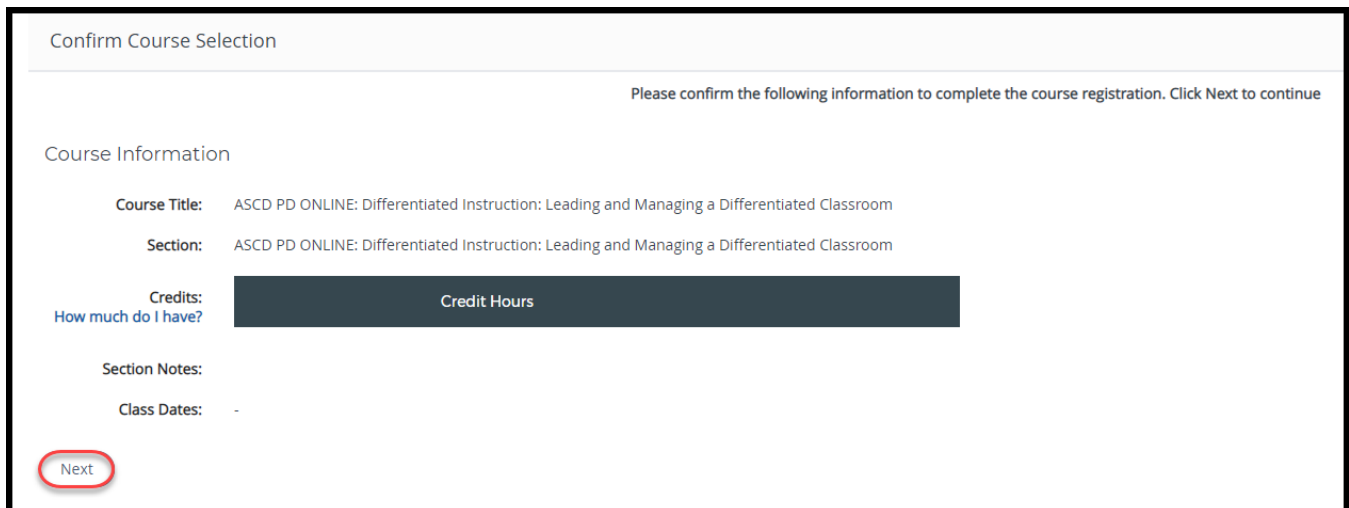
Audience: All Users

Registering for ASCD PD Online Courses in My Learning

- Click **Register** to register for a class.



- Click **Next** on the **Confirm Course Selection** screen to confirm the course selection.



Confirm Course Selection

Please confirm the following information to complete the course registration. Click Next to continue

Course Information

Course Title: ASCD PD ONLINE: Differentiated Instruction: Leading and Managing a Differentiated Classroom

Section: ASCD PD ONLINE: Differentiated Instruction: Leading and Managing a Differentiated Classroom

Credits:

How much do I have?

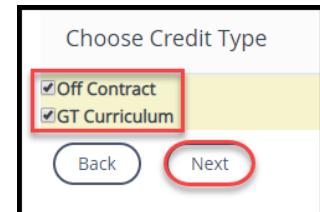
Section Notes:

Class Dates: -

Next



NOTE: For **ASCD PD Online** courses to which **GT** credit is attached, you will be prompted to **Choose Credit Type**. In such instances, select both **Off Contract** and **GT** credit.



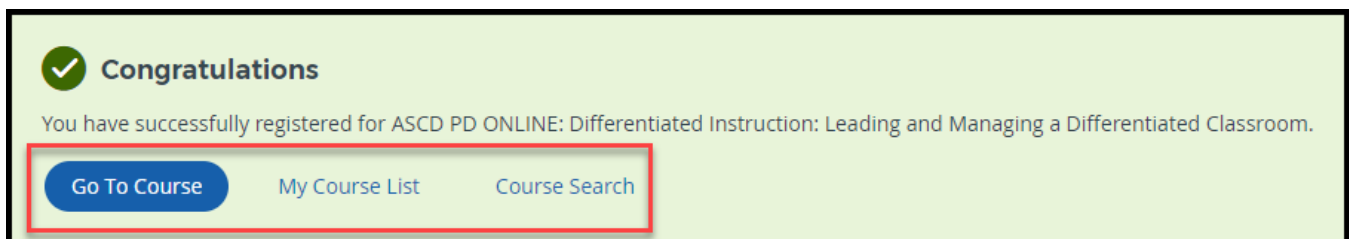
Choose Credit Type

Off Contract

GT Curriculum

Back Next

- Select **Go To Course** to start the course; **My Course List** to view a list of courses for which you are registered; or **Course Search** to continue searching for courses.



✓ **Congratulations**

You have successfully registered for ASCD PD ONLINE: Differentiated Instruction: Leading and Managing a Differentiated Classroom.

Go To Course My Course List Course Search

2020-21 A Help Guide for Accessing ASCD PD Online Courses in My Learning


Audience: All Users



Launching ASCD PD Online Courses in My Learning

Once you have registered for an **ASCD Online Course**, you will launch the course by completing the following steps.

- Log-in to **CFPGS**.
- Click on the **My Learning** tab at the top of the **CFPGS** home page, to access the **My Courses** channel.
- Click **Show All** at the bottom of the list to view all courses for which you are registered.



My Courses

My Learning Opportunities View All >

- ASCD PD ONLINE: An Introduction To The Whole Child
★★★★☆ (27 ratings)
- ASCD PD ONLINE: Bullying: Taking Charge, 2nd Edition MOBILE
★★★★☆ (253 ratings)
- ASCD PD ONLINE: Assessment: Getting Started With Student Portfolios MOBILE
★★★★☆ (93 ratings)
- ASCD PD ONLINE: Differentiated Instruction: Using Ongoing Assessment To Inform Instruction
★★★★☆ (69 ratings)
- ASCD PD ONLINE: Differentiated Instruction: Creating An Environment That Supports Learning
★★★★☆ (146 ratings)

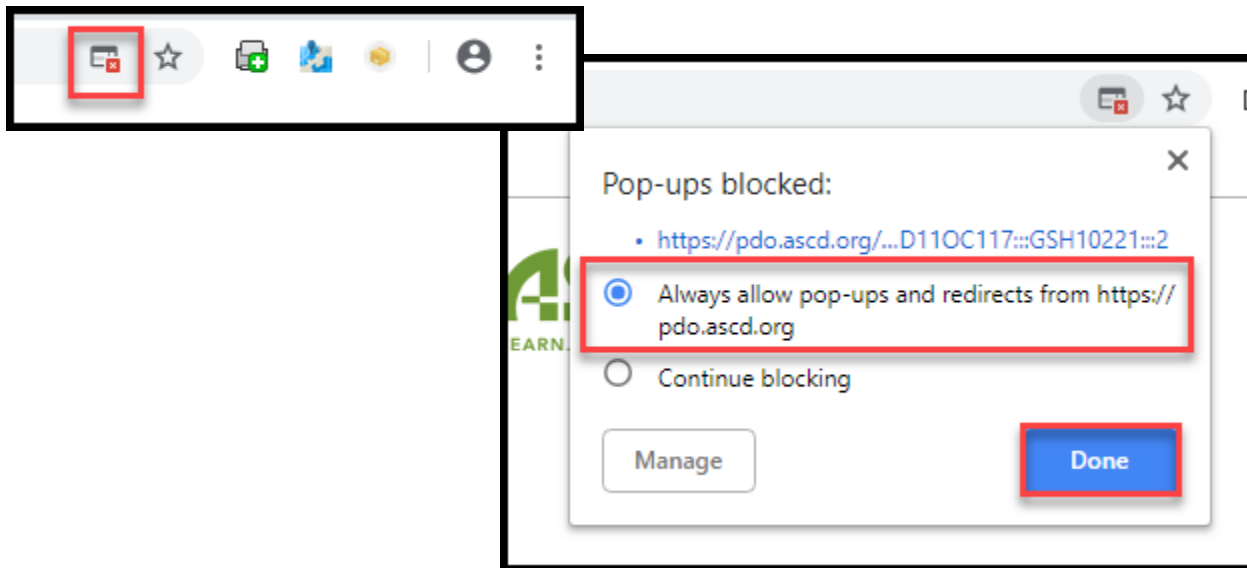
[Show All](#)

- Select the **blue course link** to launch the **ASCD PD Online** course of your choice.

ASCD PD ONLINE: Differentiated Instruction: Using Ongoing Assessment To Inform Instruction
★★★★☆ (69 ratings)

Allowing Pop-Ups

It is possible that pop-ups may be blocked for the ASCD site on your computer. If so, click the pop-up blocker icon in upper right corner of the address bar, and select **“Always allow pop-ups and redirects from https://pdo.ascd.org.”**



Enabling Adobe Flash Player

You may need to enable Adobe Flash Player on your computer. If so, select the **Click to enable Adobe Flash Player** link, and select the **Allow** button from the pop up window.

