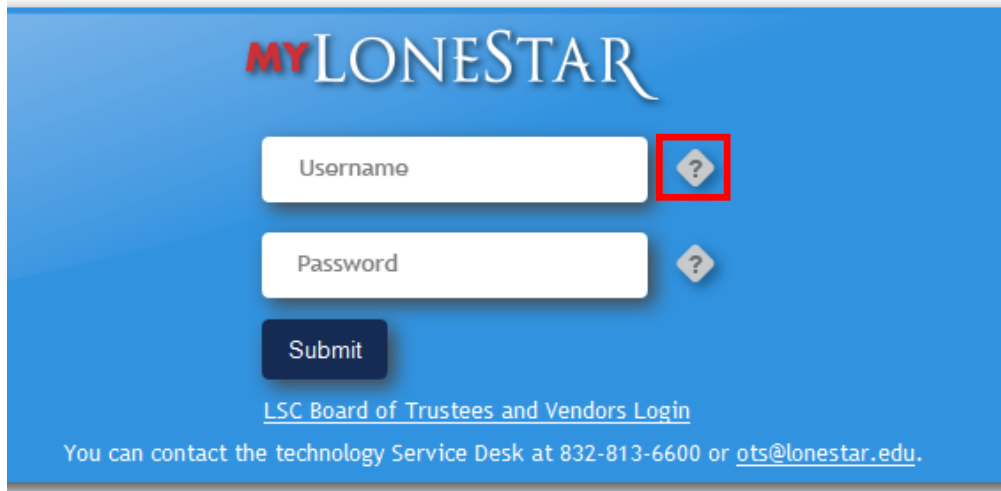


## Did Not Receive Username or Student ID Number

1-Visit the MyLoneStar log in page:

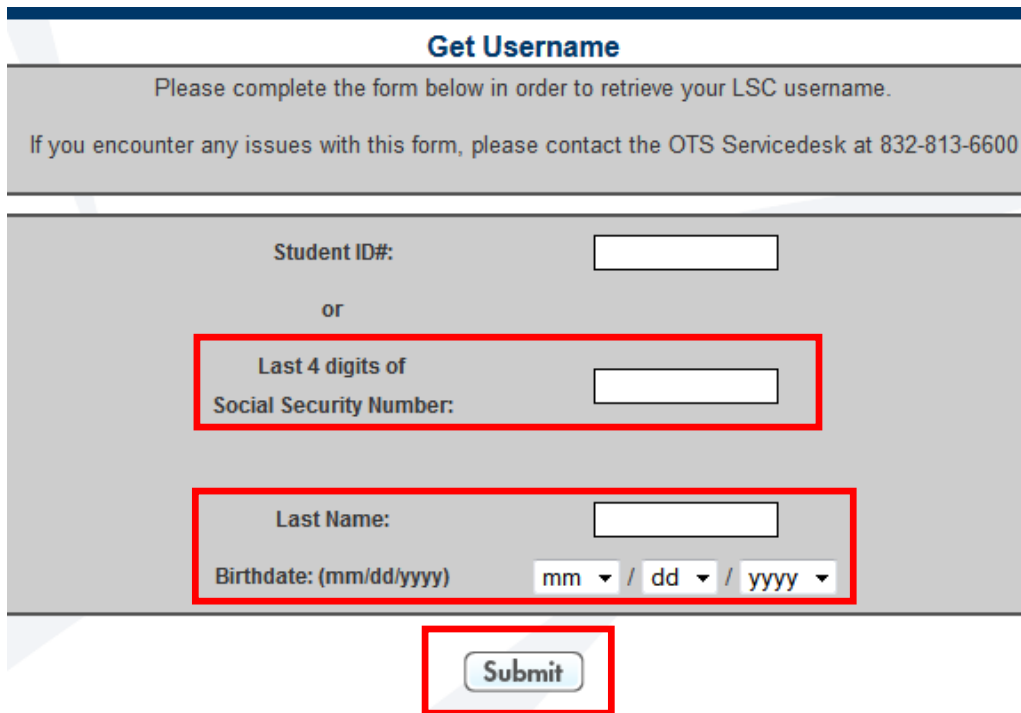
<https://my.lonestar.edu/psp/porprd/EMPLOYEE/EMPL/h/?tab=LOGIN>

2-Click on the question mark next to “Username”



The image shows the MyLoneStar login page. At the top, the text "MY LONESTAR" is displayed. Below it are two input fields: "Username" and "Password". A red box highlights a question mark icon next to the Username field. Below the input fields is a "Submit" button. At the bottom of the page, there is a link for "LSC Board of Trustees and Vendors Login" and contact information for the technology Service Desk: "You can contact the technology Service Desk at 832-813-6600 or [ots@lonestar.edu](mailto:ots@lonestar.edu)."


3-Enter the last four digits of your Social Security Number, your Last Name, and your Date of Birth. Then hit submit. A screen will appear that has your Username. SAVE this information.




The image shows the "Get Username" form. The title "Get Username" is centered at the top. Below the title, there is a grey box with the text: "Please complete the form below in order to retrieve your LSC username. If you encounter any issues with this form, please contact the OTS Servicedesk at 832-813-6600". Below this, there are three input fields: "Student ID#:", "Last 4 digits of Social Security Number:", and "Last Name:". The "Last 4 digits of Social Security Number:" field is highlighted with a red box. Below the "Last Name:" field, there is a "Birthdate: (mm/dd/yyyy)" field with three dropdown menus for "mm", "dd", and "yyyy". The "Submit" button is highlighted with a red box.

4-Return to the log in page and click on the question mark next to “Password”.

**MY LONESTAR**

Username 

Password 

Submit

[LSC Board of Trustees and Vendors Login](#)

You can contact the technology Service Desk at 832-813-6600 or [ots@lonestar.edu](mailto:ots@lonestar.edu).

5-Enter your username or student ID number and hit submit. If you have never created a password, this will prompt you to do so. If you have already created a password, you will be required to answer the security questions you created.

**Reset my Password**


Please complete the form below in order to reset your myLoneStar password.

If you encounter any issues with this form, please contact the OTS Servicedesk at 832-813-6600

Enter your [username](#) or student ID

Submit

You now have your Username and Password. **To access your student ID number** log in to your MyLoneStar account. Under the student tab, next to your name, you can click on “View LSC ID” to view your Student ID number.

**TAR** Search  

**Student** Welcome Sarah [View LSC ID](#)

MLS Request Tech Help Feedback