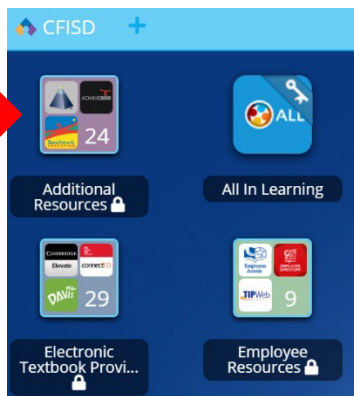


## Steps for Accessing the READ 180 Software for Current READ 180 students

1. Go to my.cfisd.net and login with your student ID and password.



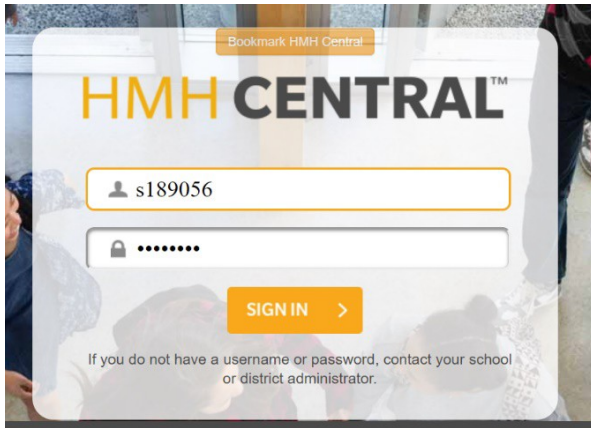
2. Choose the Additional Resources icon.




3. Choose the HMH READ 180 icon.



4. Login to HMH Central with the letter s followed by your student ID. The password is password.



5. You will see a screen like this. Click on the red READ 180 icon.



6. Choose the GO button on the Student Application section to use the software. Choose Independent Reading to read books or e-reads online.

