












SECOND GRADE LEARNING AT HOME

Please click on the pictures below to access curriculum.

	<u>Reading/Language Arts</u>	45-60 minutes per day
	<u>Brain Break</u>	10 minutes
	<u>Math</u>	45-60 minutes per day
	<u>Brain Break</u>	10 minutes
	<u>Science</u>	45-60 minutes per day
	<u>Brain Break</u>	10 minutes
	<u>Social Studies</u>	45-60 minutes per day
	<u>Daily Reading</u>	30-45 minutes per day



[English Learner Supports for
Bilingual, ESL and NAC](#)



[Accommodations](#)



[Dyslexia Supports](#)

Weekly Pacing Guide

Each week students will learn, practice, and review concepts in all content areas. The instructional goals for the current week are listed below, so your child may focus on these concepts while working through the printable activities for the week or within the online learning programs.

<p><u>Reading/Language Arts</u></p>	<p>Students will identify the characteristics and structures of poetry by noticing and naming on a chart. Students will write persuasive letters. Students will continue using prepositional phrases in sentences.</p>
<p><u>Math</u></p>	<p>Students will use place value skills to compare and order numbers of different sizes. They will also continue to problem solve using addition and subtraction.</p>
<p><u>Science</u></p>	<p>Students will compare the ways living organisms depend on each other and on their environment such as through food chains.</p>
<p><u>Social Studies</u></p>	<p>Students will explore the history of a community through important people, places, and events such as immigration.</p>

Reading/ Language Arts (45-60 minutes per day)

Reading:

[\[Accommodations\]](#)

Reading Instructions for Week 7:

This week in reading students will focus on the characteristics and structures of poetry. Students will read through a variety of poems and chart what they are noticing. Students will identify and label lines, stanzas, rhyme and repetition in the poems provided. Refer to [Week 7 Language Arts Activities](#).



Week 7 Language Arts Activities [\[Español\]](#)

Reading Extensions:

Students should choose a book or text to read (Fiction or Informational). As you read, remember to make notes about what you are reading or any ideas that you have.

You can use this form to help you take notes as you read [\(Accommodation\)-\[Español\]](#)

You can use this form to give you a place to write down information as you read. You can use this form to write down characters, the setting, the problem and the resolution. [\(Accommodation\) - \[Español\]](#)

You can use this form to write down what happened first, next and last. [\(Accommodation\)-\[Español\]](#)

Use the [Reading Comprehension Strategies](#) sheet to help you while you read or the [Good Readers Strategy Checklist](#).

You may:

Make Connections

Infer

Visualize

Determine Importance

Ask Questions

Synthesize

Writing:

Writing Instructions for Week 7:

This week's writing lessons will focus on persuasive letter writing. In lesson one, writers will study authors and how they write persuasive letters. In lesson two, writers will brainstorm and plan their persuasive letters. In lesson three, writers will draft, revise, edit, publish, and share their letter with a family member, friend, or teacher.

In grammar, students will look closely at sentences that use prepositions and prepositional phrases to show where and when things happen. Refer to [Week 7 Language Arts Activities](#). - [Español](#)

You can use this with the TikTok activity that is located in the Week 7 Language Arts Activities [\(Accommodation\)](#)

You can use this form to give you a place to write down ideas as you are getting ready to write. You can use this form to write down characters, the setting, the problem and the resolution. [\(Accommodation\)](#) - [\[Español\]](#)

Writing video QR code and bit.ly

To watch the lesson writing video, type in the link or scan the QR code.



<https://bit.ly/2draftinglesson>

Writing Extensions:

- Write letters to your teachers, friends, or family.
- Journal about your spring break or any vacations.
- Create journal entries about daily events.
- Write a reading response about the text you read.
 - Write about the big ideas that you learned.
 - Write any new ideas you learned
 - Write any questions you still have.

Word Study:

Students will continue their study of prefixes, focusing on *dis-* and *pre-*. They will use their understanding of prefix meanings to determine the meaning of new words.

To watch the word study lesson video, type in the link or scan the QR code.



bit.ly/Prefixesdispre

You may also refer to the [Week 7 Language Arts Activities](#). - [Español](#)

Handwriting:

Students will be practicing cursive by writing a letter. Refer to the [Week 7 Language Arts Activities](#) for the lesson and activities.



[Handwriting Without Tears](#)

Handwriting Without Tears website provides free access to online programs that supports handwriting instruction, keyboarding, and early learning skills.



[Scholastic Literacy Pro - \[Español\]](#)

Scholastic Literacy Pro is an on-line library for your students. Students may access several books on their level and interest.



[Smarty Ants - \[Español\]](#)

Smarty Ants is designed to build reading skills and accelerate learning in an engaging, interactive online learning environment. Students learn through fun, animated, game-like activities.



[Istation - \[Español\]](#)

Istation's innovative reading, math, and Spanish programs immerse students in an engaging and interactive environment and inspire them to learn.



[iRead - \[Español\]](#)

iRead is an interactive, adaptive reading environment that adjusts to the students learning. Students login through the CFISD Student Portal and access iRead through their classroom backpack.



[HMHed - \[Español\]](#)

HMH Into Reading is a digital textbook and books for students with many reading and writing options.



[PebbleGo](#)

PebbleGo contains informational articles, ready-made activities, and literacy supports for students.



[Capstone \[Español\]](#)

Capstone Interactive has the perfect eBook waiting for you! Choose from different subjects, genres, and levels to find just the right book. And every title is supported by audio recorded by professional voice-over artists!



[National Geographic Kids \[Español\]](#)

An interactive website with videos, games, books, etc.



[TumbleBooks - \[Español\]](#)

The TumbleBook Library is an online collection of animated talking picture books. Each story comes with puzzles and games geared to ensure reading comprehension.

Brain Break (10 minutes)

Brain relief opportunities give students a structured “brain break” and usually offer children structured time for movement and exercise.



[GoNoodle](#)

Movement and mindfulness videos

Math (45-60 minutes per day)

2nd grade math students will use place value skills to compare and order numbers of different sizes. They will also continue to problem solve using addition and subtraction.

[\[Accommodations\]](#)



[ThinkCentral Student Login Instructions - \[Español\]](#)

Use the link and follow the instructions to access the GoMath textbook.

Unit 1: Number and Operations

- Module 2 Size of Numbers
 - Lesson 2.1 Different Forms of Numbers
 - Lesson 2.2 Algebra Compare Numbers
 - Lesson 2.3 Algebra Order Numbers
 - Lesson 2.4 Problem Solving Locate Numbers on a Number Line

[\[Accommodations\]](#)

Please view this link to watch a video to help support this lesson. Use the video guide to support you through the video:

[Week 7 Video Guide- \[Español\]](#)

[Understanding Place Value Video- \[Español\]](#)

Please view this anchor chart to help support this lesson:

[Comparing and Ordering Numbers Anchor Chart- \[Español\]](#)

1 - 10 Numberline [\(Accommodation\)](#)

1 - 20 Numberline [\(Accommodation\)](#)

100s Chart [\(Accommodation\)](#)

TouchMath Number Strips [\(Accommodation\)](#)

Use the **Math Activities** link to access additional math at home learning opportunities.



Math Activities- [\[Español\]](#)

Here is a link for a Daily Math Challenge created by your Math Curriculum Team:

- [2nd Grade Daily Math Challenge-](#) [\[Español\]](#)



[ABCya](#)

ABCya is a website that is organized by grade level and offers a variety of interactive activities that highlights a range of different skills.



[GregTangMath](#)

- [Greg Tang Spring Board Math](#) (use this game board to guide you before going to website)
- Go to [GregTangMath.com](#)
- Click the buttons at the top to access Games.
- Click the Resource button at the top for Books.
- Mark off each square on the gameboard as you finish the activity.



[Prodigy](#)

Click on “Play Game”. Students use their login information provided by the teacher.

Prodigy is a curriculum aligned math game for students. Students must solve math problems to progress in the game, and they are challenged with math battles.



[Origo Education](#)

Here is a free Learning at Home resource provided by Origo Education. Click on the link and when you scroll down the page you will see “United States: click here to enter.”

There is a video that tells all about the At Home lessons and the navigation. Then you can select the grade level K-5th. Once you click on the grade, you can see the available lessons. This resource can be accessed in both English and Spanish. Please enjoy using these lessons with your children!



[Thinking Blocks Addition and Subtraction](#)

Space Race 3000: Build a model to help you solve each addition word problem. Help your robot team win the race!

[Math Surpass-Compare](#)

Find the number with the given rule. Can you take over the board?

[Monster Stroll Addition](#)

Reach the finish line first! Can you make each math statement true?



[Imagine Math Login Instructions](#) - [Español](#)

Use the link and follow the instructions to login using your my.cfid.net login information.

Imagine Math offers engaging, effective math instruction designed to fit the needs of every student through individualized learning paths.



Use the Waggle Login Instructions link below and follow the instructions to login using your [my.cfid.net](#) login information.

- [Waggle Login Instructions - \[Español\]](#)

You can use the Waggle Information Video for new and additional information on how to access the learning goals and games while in the program.

Assignments are now automatically assigned to the student in the Waggle dashboard.

- [Waggle Information Video- English](#)
- [Spanish Video](#)

Waggle offers the ability for students to engage in adaptive math foundational skills practice from home. It is designed to meet your child where they are and present appropriately leveled questions in a very engaging way.




[Istation Login Information](#) - [Español](#)

Istation's innovative reading, math, and Spanish programs immerse students in an engaging and interactive environment and inspire them to learn.



The Math Learning Center has made available a collection of free apps that allow students to explore a variety of math topics in a visual way.

The collection of 10 apps can be opened in a web browser [here](#). They can also be downloaded via the Apple, Chrome, and Windows app stores.



Math Before Bed is a collection of prompts that can inspire mathematical discussions that you and your children can have before bed, at dinner, or anytime.

Learn more [here](#).

Brain Break (10 minutes)

Brain relief opportunities give students a structured “brain break” and usually offer children structured time for movement and exercise.



[BrainPop](#)

Username: CFISDBrainPop2020

Password: CFISDBrainPop2020

BrainPOP Jr. has online animated curriculum-based content for science, health, writing, reading, social studies, and math based on national education standards. The site includes videos, games, quizzes, and various activities.

Science (45-60 minutes per day)

[\[Accommodations\]](#)

2nd grade students are currently working on life science concepts. Students are expected to compare the ways living organisms depend on each other and on their environment such as through food chains.



[Keeping A Science Notebook](#)

[Creating A Science Notebook Entry](#)

- Create a Science Notebook for Learning at Home Activities, if you did not do this last week
- Create a Science Notebook entry about your learning this week

Scientists keep **notebooks** to record and reflect on their observations about the world around them, questions and ideas they are curious about, the results of their investigations, conclusions from experiments, and more. While you are exploring scientific concepts at home, keep a science notebook to record your observations, inferences and answers to questions.



[Quizizz - Food Chains](#)

Click the link provided to access the Quizizz.com website. Students will practice answering questions in a fun and engaging way by playing a quiz game. The quiz is student-paced and can also be read aloud by managing the accessibility features. Students can play the quiz game multiple times and review their answers at the end.



[Create a Food Chain Diagram \(Español\)](#)

Click the link provided to access your own copy of the Google Drawing file. Manipulate the images and text by dragging and dropping them on the virtual mat. Students will create a food chain diagram by organizing the organisms and arrows in the proper sequence and direction to show the path of energy from one organism to another in an environment.



[HMH Science Fusion Textbook \(Español\)](#)

- Unit 9 - Environments for Living Things
- Read pages 338 - 344 in the online textbook

Students will read about food chains in the Science Fusion textbook. Draw a food chain diagram in your science notebook and describe the flow of energy.

You can use this form to write down things you have learned [\(Accommodation\)](#)
[\(Español\)](#)

You can read more information here about Ecosystems [\(Accommodation\)](#)

You can learn more about how Animals and Plants need one another here
[\(Accommodation\)](#)

You can learn more about where Plants and Animals live [\(Accommodation\)](#)



[ThinkCentral Student - \[Español\]](#)

- Unit 9 - Environments for Living Things
- Lesson - How Do Plants and Animals Need One Another?

Students will be guided through virtual activities to explore the relationships among living things and their nonliving surroundings.



[BrainPOP Jr - Food Chain](#)

Login using the following:

Username: CFISDBrainPop2020

Password: CFISDBrainPop2020

- Watch the BrainPopJr Video about **Food Chains**.
- Complete the quiz. You may choose the easy or hard quiz.

A food chain is the order of how living things get energy in an environment. Food chains begin with the energy from the Sun. Plants use the Sun's energy to make their own food. Animals that eat plants get energy from plants. When an animal eats another animal, their energy is passed along as food for the next organism.

Extension



Have students complete the Talk About It Activity to think about and research what different animals eat.



[Visit the Science Resource Center](#) [\[Español\]](#)

- Watch the videos to learn about a Bearded dragon who lives at the SRC.
- As you watch the videos, record your observations in your science notebook

The Charlotte Davis Burns Science Resource Center is home to many animals that are used in educational programs offered in CFISD schools. Maybe you have had one of our animals in your classroom. Or maybe you have seen a presentation by one of our volunteers, visited with the animals at a science night at your school or seen them on one of our SRC field trips. We want to continue to share some of these animals with you as we learn from home.



[Bringing the Zoo to You](#)

Visit with the zookeepers and animals at the Houston Zoo! Learn about how the zookeepers are caring for our furred, flipped, and feathered friends while the zoo is closed. Complete one of the activities to learn more about the animal of your choice. Draw or write about your observations in your science notebook.



[Week 7 Science Activities- \[Español\]](#)

[\[Accommodations\]](#)

Additional Science at home learning opportunities. Click on the QR codes to view the videos.

Brain Break (10 minutes)

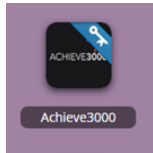
Brain relief opportunities give students a structured “brain break” and usually offer children structured time for movement and exercise.



[May Family Daily Fitness Movement Calendar](#) [\[Español\]](#)

The Family Daily Fitness Movement Calendar contains daily activities for family fitness.

Social Studies (45-60 minutes per day) [\[Accommodations\]](#)



[Achieve3000](#) – [\[Español\]](#)

Achieve 3000 offers a wide variety of reading and writing options for students. Students may read daily articles and answer questions.

[2nd Grade Biography Cards](#) - these cards contain all the historic figures for 2nd grade social studies. Students can use a [folding graphic organizer](#) to keep track of information.

Students may read and save the following titles to their device. Click on each title or book to read. Click [here](#) to read some entertaining poems.



[Coming to America \(informational\)](#) [English](#) [Español](#)



Immigration Stories (informational) [English](#) [Español](#)

Students can complete the following activities related to the books. [English](#) & [Español](#)

You can use this form when writing Journal Entry 1 for your Immigration Scrapbook [\(Accommodation\)](#)

You can use this form when writing Journal Entry 2 for your Immigration Scrapbook [\(Accommodation\)](#)

You can use this Immigration Scrapbook Rubric when working on your scrapbook [\(Accommodation\)](#)

You can use this note taking form to write down what you have learned in Social Studies [\(Accommodation\)](#) [Español](#)

Daily Reading (30-45 minutes per day)

[\[Accommodations\]](#)

Includes independent reading and books read aloud to students.

It is important that students read to daily. There are many read aloud options on our on-line learning resource's page. During this time many teachers, authors, celebrities are reading on-line to our students. If you do not have internet access, then choose part of your child's book and read it aloud to them, stopping to ask them questions.



[Author's Website - \[Español\]](#)

Authors read books aloud to students and involve them in various responses to books read aloud.

PE, Art, Music

Fine Arts, art and music, are an important part of each week for students. Physical Education, PE, provides time for students' bodies and brains to be in motion daily.



[Elementary PE](#) - [\[Español\]](#)

[PE Choice Board](#) - [\[Español\]](#)



[Elementary Art](#) - [\[Español\]](#)

[Art Choice Board](#) - [\[Español\]](#)



[Elementary Music](#) - [\[Español\]](#)

[Song Choice Board](#) - [\[Español\]](#)

[Music Choice Board](#) - [\[Español\]](#)