












FOURTH GRADE LEARNING AT HOME

Please click on the pictures below to access curriculum.

	<u>Reading/Language Arts</u>	45-60 minutes per day
	<u>Brain Break</u>	10 minutes
	<u>Math</u>	45-60 minutes per day
	<u>Brain Break</u>	10 minutes
	<u>Science</u>	45-60 minutes per day
	<u>Brain Break</u>	10 minutes
	<u>Social Studies</u>	45-60 minutes per day
	<u>Daily Reading</u>	30-45 minutes per day



[English Learner Supports for
Bilingual, ESL and NAC](#)



[Accommodations](#)



[Dyslexia Supports](#)

Weekly Pacing Guide

Each week students will learn, practice, and review concepts in all content areas. The instructional goals for the current week are listed below, so your child may focus on these concepts while working through the printable activities for the week or within the online learning programs.

<p><u>Reading/Language Arts</u></p>	<p>Students will read argumentative text and identify the structure by determining the claim and supporting evidence. Students will write persuasive letters. Students will continue using prepositional phrases in sentences.</p>
<p><u>Math</u></p>	<p>4th grade math students will find relationships and patterns between numbers using rules and tables.</p>
<p><u>Science</u></p>	<p>Students will explore how structures and functions enable organisms to survive in their environment.</p>
<p><u>Social Studies</u></p>	<p>Students will explore important people & events (The Great Depression, The Dust Bowl, WWI, and WWII) in Texas History during the 20th Century. This week we visit 2 presidents from Texas.</p>

Reading/Language Arts (45-60 minutes per day)

[\[Accommodations\]](#)

Reading Instructions for Week 7:

This week we will start studying a new genre, Argumentative Texts. In the lesson, we will study how authors structure argumentative texts by thinking about the topic or issue, audience, claim, and supporting evidence. There is an anchor chart and example text to help guide your thinking. Use texts and graphic organizers provided to help you jot your thinking down.

See the notes in the [Week 7 Language Arts Activities \[Español\]](#) for more information and some short texts to choose from.

You can use this activity with the story “Are we Ready for Driverless Cars “
[\(Accommodation\)](#) [\[Español\]](#)

You can use this activity with the story “is txtng ruining ur writing “ [\(Accommodation\)](#)
[\[Español\]](#)

You can use this activity with the story “Should Schools Ban Smartphones “
[\(Accommodation\)](#) [\[Español\]](#)

You can use this activity with the story “Are Headphones Bad for You “
[\(Accommodation\)](#) [\[Español\]](#)

You can use this activity with the story “Should Dogs be Allowed at Restaurants “
[\(Accommodation\)](#) [\[Español\]](#)

You can use this activity with the story “Should 4th Graders Have Cell Phones “
[\(Accommodation\)](#) [\[Español\]](#)

Remember, there are so many great poems available to read on Scholastic Literacy Pro, Storyworks, PebbleGo Next, Capstone Interactive, and Achieve 3000.



[Week 7 Language Arts Activities \[Español\]](#)

Read Aloud Video - *Hey, Little Ant* by Phillip and Hannah Hoose. In this story, there is a debate between a boy and an ant. Listen to their claim and supporting evidence and decide what should happen. You might want to take notes to help you make an informed decision.

Website: <https://bit.ly/4thArgRA>

QR code:



Reading Extensions:

Students should choose a book to read (Fiction or Informational). As you read, remember to make notes about what you are reading or any ideas that you have.

Link to extension choice boards:

Fiction: bit.ly/FChoiceBoard **[Español]**



Informational:

bit.ly/INFChoiceBoard **[Español]**



You can use this form to help you take notes as you read [\(Accommodation\)](#) - **[Español]**

You can use this form to give you a place to write down information as you read. You can use this form to write down characters, the setting, the problem and the resolution. [\(Accommodation\)](#) - **[Español]**

Use the [Reading Comprehension Strategies](#) sheet to help you while you read or the [Good Readers Strategy Checklist](#).

You may:

Make Connections

Infer

Visualize

Determine Importance

Ask Questions

Synthesize

Writing:

Writing Instructions for Week 6:

This week's writing lessons will focus on persuasive letter writing. In lesson one, writers will study how authors write persuasive letters. In lesson two, writers will brainstorm and plan their persuasive letter. In lesson three, writers will revise, edit, publish, and share their letter with a family member, friend, or teacher.

See the notes in the [Week 7 Language Arts Activities \[Español\]](#) for more information.

You can use this activity with the TikTok letter [\(Accommodation\) \[Español\]](#)

In grammar, students will look closely at compound sentences. See the notes in the [Week 7 Language Arts Activities \[Español\]](#) for more information.

Writing video QR code and bit.ly:

To watch a video for lesson two, type in the link or scan the QR code.



bit.ly/writingweek7day3

You can use this form to give you a place to write down ideas as you are getting ready to write. You can use this form to write down characters, the setting, the problem and the resolution. [\(Accommodation\)](#) - [\[Español\]](#)

You can use this writing graphic organizer to help you organize your thinking when writing your paper [\(Accommodation\)](#) - [\[Español\]](#)

Writing Extensions:

- Write letters to your teachers, friends, or family.
- Journal about your spring break or any vacations.
- Create journal entries about daily events.
- Write a reading response about the text you read.
 - Write about the big ideas that you learned.
 - Write any new ideas you learned
 - Write any questions you still have.

Word Study:

Students will continue their study of prefixes, focusing on *non-*, *in-*, and *fore-*. They will use their understanding of prefix meanings to determine the meaning of new words. Refer to [Week 7 Language Arts Activities](#) for more information.

To watch the lesson video, type in the link or scan the QR code.



bit.ly/Prefixesnoninfore

Handwriting:

Students will continue practicing cursive by composing a letter. Help sheets have been provided in the [Week 7 Language Arts Activities](#).

Refer to the [Week 7 Language Arts Activities](#) for the lesson and activities.



[Handwriting Without Tears](#)

Handwriting Without Tears website provides free access to online programs that supports handwriting instruction, keyboarding, and early learning skills.



[Scholastic Literacy Pro](#) - **[Español]**

Scholastic Literacy Pro is an on-line library for your students. Students may access several books on their level and interest.




[Scholastic Literacy Pro/ Storyworks](#) - **[Español]**

Storyworks magazine has everything teachers need to build language arts skills! It is an engaging magazine full of wonderful activities.



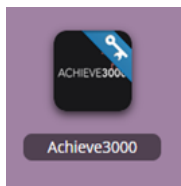
[HMHed](#) - [\[Español\]](#)

HMH Into Reading is a digital textbook and books for students with many reading and writing options.



[Istation](#) - [\[Español\]](#)

Istation's innovative reading, math, and Spanish programs immerse students in an engaging and interactive environment and inspire them to learn.



[Achieve3000](#) – [\[Español\]](#)

Achieve 3000 offers a wide variety of reading and writing options for students. Students may read daily articles and answer questions.



[PebbleGo Next](#) [\[Español\]](#)

PebbleGo Next contains informational articles, ready-made activities, and literacy supports for students in grades 3rd-5th.



[Capstone](#) [\[Español\]](#)

Capstone Interactive has the perfect eBook waiting for you! Choose from different subjects, genres, and levels to find just the right book. And every title is supported by audio recorded by professional voice-over artists!



[National Geographic Kids](#) [\[Español\]](#)

An interactive website with videos, games, books, etc.



[TumbleBooks](#) - [\[Español\]](#)

The TumbleBook Library is an online collection of animated talking picture books. Each story comes with puzzles and games geared to ensure reading comprehension.

Brain Break (10 minutes)

Brain relief opportunities give students a structured “brain break” and usually offer children structured time for movement and exercise.



[GoNoodle](#)

Movement and mindfulness videos

Math (45-60 minutes per day)

4th grade math students will find relationships and patterns between numbers using rules and tables.

[\[Accommodations\]](#)



[ThinkCentral Student Login Information](#) - [\[Español\]](#)

Use the link and follow the instructions to access the GoMath textbook.

Complete the following lessons in your digital textbook:

Unit 3: Algebraic Reasoning

- Module 12: Number Patterns, Perimeter, and Area
 - 12.1 Number Patterns
 - 12.2 Find a Rule

Please view this link to watch the additional video to help support this lesson:

- [Input/Output Video](#)
 - [Week 7 Video Guide](#)

Please view this anchor chart to help support this lesson:

- [Week 7 Anchor Chart](#)

Use the Math Activities link to access additional math at home learning opportunities.



[Math Activities](#) [\[Español\]](#)

1 - 10 Numberline ([Accommodation](#)) [\[Español\]](#)

1 - 20 Numberline ([Accommodation](#)) [\[Español\]](#)

100s Chart ([Accommodation](#))

Multiplication Chart ([Accommodation](#)) [\[Español\]](#)

Problem Solving Worksheet ([Accommodation](#)) [\[Español\]](#)

TouchMath Number Strips ([Accommodation](#))

Fraction Bar Grid ([Accommodation](#))

Grid Paper ([Accommodation](#))

Here is a link for a Daily Math Challenge created by your Math Curriculum Team. This can be used as an additional daily resource:

- [4th Grade Daily Math Challenge](#)



[ABCya](#)

Go to the website and click on your child's current grade level. From there, you can select the category you'd like to focus on: Numbers, Strategy, or Skill. Once you find a game that your child will enjoy, you can click to see a description of the game's educational value, as well as instructions on how to play.



[Greg Tang Math](#)

- [Greg Tang Spring Board Math](#) (use this game board to guide you before going to website)
- Go to [GregTangMath.com](#)
- Click the buttons at the top to access Games.
- Click the Resource button at the top for Books.
- Mark off each square on the gameboard as you finish the activity.



[Prodigy](#)

Click on “Play Game”. Students use their login information provided by their teacher.

Prodigy is a curriculum aligned math game for students. Students must solve math problems to progress in the game, and they are challenged with math battles.



[Origo Education](#)

Here is a free Learning at Home resource provided by Origo Education. Click on the link and when you scroll down the page you will see “United States: click here to enter.”

There is a video that tells all about the At Home lessons and the navigation. Then you can select the grade level K-5th. Once you click on the grade, you can see the available lessons. This resource can be accessed in both English and Spanish. Please enjoy using these lessons with your children!



[Imagine Math Login Instructions](#) [\[Español\]](#)

Use the link and follow the instructions to login using your my.cfisd.net login information.

Imagine Math offers engaging, effective math instruction designed to fit the needs of every student through individualized learning paths.



Use the Waggle Login Instructions link below and follow the instructions to login using your my.cfisd.net login information.

- [Waggle Login Instructions - \[Español\]](#)

You can use the Waggle Information Video for new and additional information on how to access the learning goals and games while in the program.

Assignments are now automatically assigned to the student in the Waggle dashboard.

- [Waggle Information Video- English](#)
- [Spanish Video](#)

Waggle offers the ability for students to engage in adaptive math foundational skills practice from home. It is designed to meet your child where they are and present appropriately leveled questions in a very engaging way.



[Istation Login Information - \[Español\]](#)

Istation's innovative reading, math, and Spanish programs immerse students in an engaging and interactive environment and inspire them to learn.



[Math Playground - Thinking Blocks Addition and Subtraction](#)

Space Race 3000: Build a model to help you solve each addition word problem. Help your robot team win the race!


[Math Playground - Thinking Blocks Multiplication and Division](#)

Disappearing Dinos: Build a model to help solve each multiplication word problem. Find all of the dinos to build your theme park!



The Math Learning Center has made available a collection of free apps that allow students to explore a variety of math topics in a visual way.

The collection of 10 apps can be opened in a web browser [here](#). They can also be downloaded via the Apple, Chrome, and Windows app stores.



Math Before Bed is a collection of prompts that can inspire mathematical discussions that you and your children can have before bed, at dinner, or anytime.

Learn more [here](#).

Brain Break (10 minutes)

Brain relief opportunities give students a structured “brain break” and usually offer children structured time for movement and exercise.



Brain Pop

Username: CFISDBrainPop2020

Password: CFISDBrainPop2020

BrainPOP Jr. has online animated curriculum-based content for science, health, writing, reading, social studies, and math based on national education standards. The site includes videos, games, quizzes, and various activities.

Science (45-60 minutes per day) [\[Accommodations\]](#)

4th grade students are currently working on life Science concepts. Students are expected to explore how structures and functions enable organisms to survive in their environment.



Keeping A Science Notebook

- Explore the Keeping A Science Notebook website.

Scientists keep **notebooks** to record and reflect on their observations about the world around them, questions and ideas they are curious about, the results of their investigations, conclusions from experiments, and more. While you are exploring scientific concepts at home, keep a science notebook to record your observations, inferences and answers to questions.



[Life Cycles Hyperdoc](#)

Open the hyperdoc and follow the instructions to explore how structures and functions help animals survive in their environment. Start with the Engage section and work your way through to Evaluate . Click the links on the right side of the hyperdoc to open the activity that goes with each section. You may be prompted to make a copy of a document – just click OK and start learning!



[HMH Science Fusion Textbook \(Español\)](#)

- Unit 11 - Plants and Animals
- Read pages 520 - 527 in the online textbook

Students will read about adaptations in the Science Fusion textbook. Take notes about how an animal's structures help it survive in its ecosystem in your science notebook as you read.

You can use this form to write down what you have learned ([Accommodation](#))
(Español)

You can read this to learn more about structural adaptations ([Accommodation](#))



[HMH Science Fusion](#) - [\[Español\]](#)

- Unit 11 - Plants and Animals
- Lesson 4 - How Are Living Things Adapted to Their Environments?

Students will be guided through a virtual activity to explore how physical and behavioral adaptations of living things help them survive in their environments.

You can use this form to write down what you have learned

[\(Accommodation\)](#)[\(Español\)](#) You can read this to learn more about how living things adapt to their environment [\(Accommodation\)](#)



[Visit the Science Resource Center](#) [\[Español\]](#)

- Watch the video to learn about a Bearded Dragon that lives at the SRC.
- As you watch the videos, record your observations in your science notebook

The Charlotte Davis Burns Science Resource Center is home to many animals that are used in educational programs offered in CFISD schools. Maybe you have had one of our animals in your classroom. Or maybe you have seen a presentation by one of our volunteers, visited with the animals at a science night at your school or seen them on one of our SRC field trips. We want to continue to share some of these animals with you as we learn from home.



[Bringing the Zoo to You](#)

Visit with the zookeepers and animals at the Houston Zoo! Learn about how the zookeepers are caring for our furred, flipped, and feathered friends while the zoo is closed. Complete one of the activities to learn more about the animal of your choice. Draw or write about your observations in your science notebook.



[Week 7 Science Activities](#) [\[Español\]](#) [\[Accommodations\]](#)

Additional Science at home learning opportunities. Click on the QR codes to view the videos.

Brain Break (10 minutes)

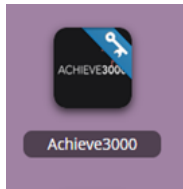
Brain relief opportunities give students a structured “brain break” and usually offer children structured time for movement and exercise.



[May Family Daily Fitness Movement Calendar](#) [\[Español\]](#)

The Family Daily Fitness Movement Calendar contains daily activities for family fitness.

Social Studies (45-60 minutes per day) [\[Accommodations\]](#)




[Achieve3000](#) – [\[Español\]](#)


Achieve 3000 offers a wide variety of reading and writing options for students. Students may read daily articles and answer questions.

[4th Grade Biography Cards](#) - These cards contain the historic figures in the 4th grade social studies curriculum. Students can use a [folding graphic organizer](#) to keep track of information as they read about each important person. They all have one thing in common...Texas!

Students may read and save the following titles to their device. Click on each title or book to read.



Lyndon B. Johnson (biography) [English](#) [Español](#)



George W. Bush (informational article) [English](#) [Español](#)

Students can complete these activities that go along with the book. [English](#) [Español](#)

You can take this quiz after reading the George W. Bush story [\(Accommodation\)](#)

You can use this form to write down what you have learned in Social Studies [\(Accommodation\)](#) [\[Español\]](#)

Students can use the graphic organizer below to write about what they learned about these notable Texans.

Notable Texan Poster Template

The graphic organizer consists of a central circle and four surrounding rectangular boxes. The central circle contains the text "Notable Texan's Name". The top-left box contains the text "In what Texas town did he or she live?". The top-right box contains the text "2 Interesting facts about his or her life, family, or childhood:". The bottom-left box contains the text "What made this person a NOTABLE TEXAN?". The bottom-right box contains the text "What impact did his or her accomplishments have on the state?".

In what Texas town did he or she live?	2 Interesting facts about his or her life, family, or childhood:
What made this person a NOTABLE TEXAN?	What impact did his or her accomplishments have on the state?

Notable Texan's Name

Daily Reading (30-45 minutes per day) [\[Accommodations\]](#)

Includes independent reading and books read aloud to students.

It is important that students are read to daily. There are many read aloud options on our on-line learning resource's page. During this time many teachers, authors, celebrities are reading on-line to our students. If you do not have access to the internet, then choose part of your child's book and read it aloud to them, stopping to ask them questions.



[Author's Website](#) - [\[Español\]](#)

Authors read books aloud to students and involve them in various responses to books read aloud.

PE, Art, Music

Fine Arts, art and music, are an important part of each week for students. Physical Education, PE, provides time for students' bodies and brains to be in motion daily.



[Elementary PE](#) - [\[Español\]](#)

[PE Choice Board](#) - [\[Español\]](#)



[Elementary Art](#) - [\[Español\]](#)

[Art Choice Board](#) - [\[Español\]](#)



[Elementary Music](#) - [\[Español\]](#)

[Song Choice Board](#) - [\[Español\]](#)

[Music Choice Board](#) - [\[Español\]](#)