



# Dropout Prevention Review




December 2020





# Glossary

- **Longitudinal Data:** Four-year rates for the class of 2019 (began 9<sup>th</sup> in 2015-16)
    - **Graduation Rate:** received high school diploma in four years or fewer.
    - **Continued Rate:** still enrolled as students in the fall of the 2019-20 school year.
    - **Received TxCHSE:** received a Texas Certificate of High School Equivalency certificate
    - **Dropped Out High School:** dropped out and did not return by the fall of the 2019-20 school year
  - **Dropped Out Middle School:** dropped out in either 7<sup>th</sup> or 8<sup>th</sup> grade
- 




# Graduation Rate Data



# Class of 2019 Graduation Rates

District	Graduation Rate %	Continued Rate %	Received TxCHSE %	Dropped Out %
CFISD	93.6	2.6	0.2	3.6


Campus	Graduation Rate %	Continued Rate %	Received TxCHSE %	Dropped Out %
CFISD	93.6	2.6	0.2	3.6
Cy-Fair	93.1	2.3	0.4	4.2
Cypress Creek	92.1	3.6	0.3	4.0
Cypress Falls	92.7	2.2	0.3	4.8
Cypress Lakes	91.0	3.8	0.0	5.2
Cypress Ranch	98.6	1.0	0.1	0.3






# Class of 2019 Graduation Rates

Campus	Graduation Rate %	Continued Rate %	Received TxCHSE %	Dropped Out %
Cypress Ridge	96.4	2.2	0.0	1.4
Cypress Springs	88.3	3.1	0.5	8.1
Cypress Woods	97.6	1.0	0.3	1.0
Jersey Village	91.8	3.2	0.2	4.8
Langham Creek	95.5	2.8	0.0	1.7







# Campus Improvement Plan Initiatives

- **All Campuses Strategies:**
    - Eliminate the learning gap and increase the amount of quality learning time strategy
    - Attendance (face-to-face and remote)
    - Restorative Discipline to keep students in the classroom
    - High-quality teacher professional development
  - **Middle School Strategy:**
    - Dropout prevention
  - **High School Strategies:**
    - Graduation rate
    - Dropout prevention
- 




# District Improvement Plan Initiatives

- **COLLEGE & CAREER READINESS:** Promote college and career readiness by administering PSAT to all 10th graders and SAT to all 11th graders.
  - **COLLEGE & CAREER READINESS:** Expand College Academy to a fourth and graduating cohort at Cypress Lakes, third cohorts at Cypress Park, Cypress Woods, Cypress Ridge, and Langham Creek, second cohorts at Cypress, Springs, Jersey Village, Cypress Creek, Cypress Falls, and Cy-Fair, and a first cohort at Bridgeland and Cypress Ranch.
  - **GRADUATION RATE:** Support deficient students and those who need to pass state assessments to meet graduation requirements.
- 



# Dropout Rates








# 2018-19 Grades 7 -8 Dropout Rate

District	Rate (%)
CFISD	0.3


Campus	Rate (%)
Anthony	0.1
Aragon	0.1
Arnold	0.3
Bleyl	0.2
Campbell	0.7
Cook	0.8
Dean	1.0
Goodson	0.0
Hamilton	0.0

Campus	Rate (%)
Hopper	1.0
Kahla	0.5
Labay	0.0
Salyards	0.0
Smith	0.0
Spillane	0.0
Thornton	0.1
Truitt	1.0
Watkins	0.4






# Prevention and Recovery in CFISD: Project 98 and Recovery

- **Project 98** is a dropout recovery model designed to recover students who have withdrawn from school with a lever code of 98 and no shows.
  - Registrar, Assistant Principals, and other campus personnel will conduct focused dropout recovery efforts including phone calls and home visits to students identified as dropouts, as well as those that we expected to return to CFISD.
  - Reconnecting students before the School Start Window each year.
- 



# Prevention and Recovery in CFISD: Operation GRADuation & Prevention

- Each campus works to :
    - Generate campus-based data
    - Review campus-based interventions
    - Authenticate the impact of interventions
    - Develop personalized interventions
  - When a student withdraws there is a tiered plan to help ensure that the student continues their education
    - 2 weeks – 2 weeks – 1 month
    - Dropout Tracking System
- 



# Dropout Prevention Review



December 2020

